

# 2022 Thompson Rivers University Annual Report

## Section 1: Institutional information

Name of Institution: [Thompson Rivers University](#)

## Section 2: Higher Education Act Eligibility

Does your institution use its accreditation or pre-accreditation (candidacy) with the Northwest Commission on Colleges and Universities to establish eligibility to participate in Higher Education Act (HEA) programs, including Title IV funding?

- Yes  
 No

## Section 3: Articles of Incorporation

Have changes been made in your institution's Articles of Incorporation and/or Bylaws since the 2021 Annual Report was filed?

- Yes  
 No

## Section 4: Institutional Finances

### ***Educational and General Expenditures plus Auxiliaries***

Please provide *E&G plus Auxiliaries* amount for FY 2021: [\\$220,782,000](#)

### ***Finance Report***

For U.S. institutions, please upload a complete copy of the most recent Audited Financials. For Canadian institutions, please upload a copy of the Consolidated Financial Reports for 2021.

See [Appendix A](#)

### ***Additional Financial Information***

Do your Institution's uploaded financial documents include a hospital?

- Yes  
 No

### ***2021 Financial Dashboard Data and Student Rates***

See [Appendix B](#)

***Context and/or timeframe – this is simply a text box provided to add any comments that will help NWCCU understand reported data.***

As a publicly funded institution, TRU is accountable to the British Columbia (BC) Ministry of Advanced Education and Skills Training, which communicates expectations and priorities for the university. These priorities are outlined in TRU's 2022 Mandate Letter (see [Appendix C](#)). Public post-secondary institutions in BC are required to uphold annual balanced budgets and meet or exceed their financial targets. TRU's Budget Letter (see [Appendix D](#)) identifies its full-time-equivalent targets, which are consistently met or exceeded.

TRU engages in an annual review of student achievement rates. Collaborative discussions, including consideration of contextual factors, is conducted through the process of Mission Fulfilment Planning and Evaluation. An Institutional Mission Fulfilment Report and corresponding Core Theme Workbooks (Student Success, Research, Intercultural Understanding, and Sustainability) will be available online for the 2021-22 reporting cycle in September. The website, with archived reports, is available here: <https://www.tru.ca/about/tru-mission-statement/themes.html>

### Section 5: Contracts for Education-Related Services

Does your institution have one or more contracts with outside companies for education-related services such as: (1) *Online Program Management* to develop online education, or (2) *Study Abroad* to support students while overseas? Policy

- Yes  
 No

### Section 6: Prison Programs

#### *Academic Programs for Incarcerated Students*

Does your institution offer academic programs designed for delivery to incarcerated students?

- Yes  
 No

Is your institution participating in the Second-Chance Pell Grant program?

- Yes  
 No or N/A

### Section 7: Significant Enrollment Changes

Has your institution experienced overall FTE enrollment growth of 50% or more over the last two years?

- Yes  
 No or N/A

Has your institution experienced overall FTE enrollment decline of 20% or more since 2018?

- Yes  
 No or N/A

### Section 8: Institutional Reflection (Optional)

There are a number of sources of information about your institution:

- IPEDS
- NWCCU Institutional Portal, Institutional Profile, Financial Data
- Information on this form

**The information we have is a start at describing your institution’s goals, challenges, and accomplishments. Would you like to provide additional information that would help us better understand the unique situation(s) at your institution? [This section is optional]**

- Yes**  
 No or N/A

TRU campuses are on the traditional lands of the Tk'emlúps te Secwépemc (Kamloops) and the T'exelc (Williams Lake) within Secwépemc'ulucw, the traditional and unceded territory of the Secwépemc. The region TRU serves also extends into the territories of the St'át'imc, Nlaka'pamux, Nuxalk, T'silhqot'in, and Dakelh, and Syilx peoples.

TRU is committed to reducing barriers to education through open learning and open access. Through a combination of distance and online opportunities and our on-campus offerings, we provide open, accessible, and flexible learning opportunities that recognize all types of learners. We are leaders in prior learning assessment and recognition and provide the provincial open learning educational credit bank.

TRU's steadfast dedication to increasing access to education for all is part of our history and sits central to our institutional philosophy. TRU's scope of programming, from traditional academics to trades, and from certificates to graduate degrees, supports TRU's mandate to serve the education and skills training needs of our local communities and the province. We offer more than 200 programs and provide affordable, high quality post-secondary opportunities for students across the spectrum. This range and variety of programming is unique within the BC post-secondary environment. For example, TRU is the only university in BC with both a research and scholarship mandate as well as a School of Trades and Technology.

TRU offers outstanding student opportunities meeting the needs of a diverse student population. We have a diverse student demographic: over 10% of students are Indigenous from a variety of nations, 34% join TRU from more than 100 countries around the globe, and 32% are mature learners (over 25 years of age).

## **Section 9: Progress on Outstanding Recommendations**

Please provide a brief statement (a sentence or two) on progress on each outstanding Recommendation that is being addressed by your institution.

**Recommendation 3: Build upon its efforts to document student learning outcomes by developing appropriate measurements of student learning, analyzing assessment results, and implementing action plans in a cycle of continuous improvement (2020 Standards 1.C.3, 1.C.5).**

The peer evaluators commended TRU for the “great work” over the past three years towards creating a general education assessment plan that follows a principles-focused approach. As noted in the peer evaluators’ report, “evidence demonstrates a thoughtfully developed, phased plan to address the recommendation”. They encouraged us to continue moving forward with our approach, while being mindful of creating a plan that fits within TRU’s culture and is meaningful to members of the TRU community.

Recognizing the continuous, cyclical nature of learning outcomes and assessment, TRU established a formal, ongoing subcommittee titled the Assurance of Learning Subcommittee in January 2022 with dual reporting to the Academic Planning and Priorities and Teaching and Learning Committees of Senate. Previously, the work was conducted by the Learning Outcomes and Assessment Taskforce. The AoL Subcommittee is faculty-led, with faculty representation from all nine faculties and schools. In Spring 2022, the university adopted six principles for learning outcomes and assessment that will guide the work of the AoL Subcommittee as it develops a model for continuous learning outcomes assessment and curricular review that fits with TRU's culture and established structures and processes, including an assessment plan for TRU's institutional learning outcomes by Fall 2023.

Has your institution been asked to provide a report addressing one or more specific Recommendations as part of this Annual Report?

- Yes
- No** or N/A

## Appendices

Appendix A	2021 Consolidated Financial Report
Appendix B	2022 Financial Dashboard
Appendix C	2022 Mandate Letter
Appendix D	2021 Budget Letter



**THOMPSON  
RIVERS  
UNIVERSITY**

## Consolidated Financial Statements

For the year ended March 31, 2022

# **THOMPSON RIVERS UNIVERSITY**

## **Index to Consolidated Financial Statements**

**Year ended March 31, 2022**

**Statement of Administrative Responsibility for Consolidated Financial Statements**

**Independent Auditors' Report**

**Consolidated Statement of Financial Position ..... 1**

**Consolidated Statement of Operations and Accumulated Surplus..... 2**

**Consolidated Statement of Changes in Net Debt..... 3**

**Consolidated Statement of Cash Flows..... 4**

**Consolidated Statement of Remeasurement Gains and Losses..... 5**

**Notes to Consolidated Financial Statements..... 6-24**

# THOMPSON RIVERS UNIVERSITY

## STATEMENT OF ADMINISTRATIVE RESPONSIBILITY FOR CONSOLIDATED FINANCIAL STATEMENTS


**For the year ended March 31, 2022**

The University is responsible for the preparation and presentation of the accompanying consolidated financial statements, including responsibility for significant accounting judgments and estimates in accordance with Canadian public sector accounting standards and the Province of British Columbia direction outlined in note 2(a). This responsibility includes selecting appropriate accounting principles and methods and making decisions affecting measurement of transactions in which objective judgment is required. In fulfilling its responsibilities and recognizing the limits inherent in all systems, the University's management has developed and maintains a system of internal controls designed to provide reasonable assurance that the University assets are safeguarded from loss and that the accounting records are a reliable basis for the preparation of financial statements. The system of internal controls is monitored by the University's management.

The Board of Governors carries out its responsibility for review of the consolidated financial statements principally through its Audit Committee. The members of the Audit Committee are not officers or employees of the University. The Audit Committee meets with the management and with the internal and external auditors to discuss the results of audit examinations and financial reporting matters. The auditors have full access to the Audit Committee, with and without the presence of the management.

The consolidated financial statements have been audited by KPMG LLP, Chartered Professional Accountants, the external auditors appointed by the University's Board of Governors. The Independent Auditors' Report outlines the nature of their audit and expresses an opinion on the consolidated financial statements of the University for the year ended March 31, 2022.

On behalf of the University:



Board Chair, Marilyn McLean



Vice-President, Administration and Finance, Matt Milovick





KPMG LLP  
560 Victoria Street  
Kamloops BC V2C 2B2  
Canada  
Tel (250) 372-5581  
Fax (250) 828-2928

## INDEPENDENT AUDITOR'S REPORT

To the Board of Governors of Thompson Rivers University, and  
To the Minister of Advanced Education and Skills Training, Province of British Columbia

### *Opinion*

We have audited the financial statements of Thompson Rivers University (the "University"), which comprise:

- the consolidated statement of financial position as at March 31, 2022
- the consolidated statement of operations and accumulated surplus for the year then ended
- the consolidated statement of changes in net debt for the year then ended
- the consolidated statement of cash flows for the year then ended
- the consolidated statement of remeasurement gains and losses for the year then ended
- and notes to the consolidated financial statements, including a summary of significant accounting policies

(Hereinafter referred to as the "financial statements").

In our opinion, the accompanying financial statements as at and for the year ended March 31, 2022 of the University are prepared, in all material respects, in accordance with the financial reporting provisions of Section 23.1 of the Budget Transparency and Accountability Act of the Province of British Columbia.

### *Basis for Opinion*

We conducted our audit in accordance with Canadian generally accepted auditing standards. Our responsibilities under those standards are further described in the "**Auditors' Responsibilities for the Audit of the Financial Statements**" section of our auditors' report.

We are independent of the University in accordance with the ethical requirements that are relevant to our audit of the financial statements in Canada and we have fulfilled our other ethical responsibilities in accordance with these requirements.

We believe that the audit evidence we have obtained is sufficient and appropriate to provide a basis for our opinion.



### ***Emphasis of Matter – Financial Reporting Framework***

We draw attention to Note 2a to the financial statements which describes the applicable financial reporting framework and the significant differences between that financial reporting framework and Canadian public sector accounting standards.

Our opinion is not modified in respect of this matter.

### ***Responsibilities of Management and Those Charged with Governance for the Financial Statements***

Management is responsible for the preparation of the financial statements in accordance with the financial reporting provisions of Section 23.1 of the Budget Transparency and Accountability Act of the Province of British Columbia and for such internal control as management determines is necessary to enable the preparation of financial statements that are free from material misstatement, whether due to fraud or error.

In preparing the financial statements, management is responsible for assessing the University's ability to continue as a going concern, disclosing as applicable, matters related to going concern and using the going concern basis of accounting unless management either intends to liquidate the University or to cease operations, or has no realistic alternative but to do so.

Those charged with governance are responsible for overseeing the University's financial reporting process.

### ***Auditors' Responsibilities for the Audit of the Financial Statements***

Our objectives are to obtain reasonable assurance about whether the financial statements as a whole are free from material misstatement, whether due to fraud or error, and to issue an auditors' report that includes our opinion.

Reasonable assurance is a high level of assurance, but is not a guarantee that an audit conducted in accordance with Canadian generally accepted auditing standards will always detect a material misstatement when it exists.

Misstatements can arise from fraud or error and are considered material if, individually or in the aggregate, they could reasonably be expected to influence the economic decisions of users taken on the basis of the financial statements.

As part of an audit in accordance with Canadian generally accepted auditing standards, we exercise professional judgment and maintain professional skepticism throughout the audit.

We also:

- Identify and assess the risks of material misstatement of the financial statements, whether due to fraud or error, design and perform audit procedures responsive to those risks, and obtain audit evidence that is sufficient and appropriate to provide a basis for our opinion.

The risk of not detecting a material misstatement resulting from fraud is higher than for one resulting from error, as fraud may involve collusion, forgery, intentional omissions, misrepresentations, or the override of internal control.



- Obtain an understanding of internal control relevant to the audit in order to design audit procedures that are appropriate in the circumstances, but not for the purpose of expressing an opinion on the effectiveness of the University's internal control.
- Evaluate the appropriateness of accounting policies used and the reasonableness of accounting estimates and related disclosures made by management.
- Conclude on the appropriateness of management's use of the going concern basis of accounting and, based on the audit evidence obtained, whether a material uncertainty exists related to events or conditions that may cast significant doubt on the University's ability to continue as a going concern. If we conclude that a material uncertainty exists, we are required to draw attention in our auditors' report to the related disclosures in the financial statements or, if such disclosures are inadequate, to modify our opinion. Our conclusions are based on the audit evidence obtained up to the date of our auditors' report. However, future events or conditions may cause the University to cease to continue as a going concern.
- Communicate with those charged with governance regarding, among other matters, the planned scope and timing of the audit and significant audit findings, including any significant deficiencies in internal control that we identify during our audit
- Obtain sufficient appropriate audit evidence regarding the financial information of the entities or business activities within the University to express an opinion on the financial statements. We are responsible for the direction, supervision and performance of the group audit. We remain solely responsible for our audit opinion.

*KPMG LLP*

Chartered Professional Accountants

Kamloops, Canada

June 17, 2022

# THOMPSON RIVERS UNIVERSITY


## Consolidated Statement of Financial Position

March 31, 2022 with comparative figures for 2021  
(thousands of dollars)

		2022	2021
<b>Financial Assets</b>			
Cash	(note 3)	\$ 71,190	\$ 49,043
Accounts receivable	(note 4)	10,016	9,149
Inventories for resale		1,208	1,310
Investments	(note 5)	93,137	82,973
		<b>\$ 175,551</b>	<b>\$ 142,475</b>
<b>Liabilities</b>			
Accounts payable and accrued liabilities	(note 6)	\$ 69,596	\$ 61,249
Employee future benefit	(note 7b)	2,806	3,524
Deferred contributions	(note 8)	40,995	19,846
Debt	(note 9)	34,695	35,471
Obligations under capital lease	(note 10)	34,618	35,280
Deferred capital contributions	(note 11)	127,204	123,193
		<b>\$ 309,914</b>	<b>\$ 278,563</b>
Net debt		<b>\$ (134,363)</b>	<b>\$ (136,088)</b>
<b>Non-Financial Assets</b>			
Tangible capital assets	(note 12)	\$ 298,696	\$ 297,100
Investment in endowments	(note 14)	14,277	14,265
Inventories held for use		411	404
Prepaid expenses		4,926	3,147
		<b>\$ 318,310</b>	<b>\$ 314,916</b>
Accumulated surplus	(note 13)	<b>\$ 183,947</b>	<b>\$ 178,828</b>
Accumulated surplus is comprised of:			
Accumulated capital & other surpluses	(note 13)	\$ 165,417	\$ 158,943
Endowments	(note 14)	14,340	14,313
Accumulated remeasurement gains		4,190	5,572
		<b>\$ 183,947</b>	<b>\$ 178,828</b>

Contractual obligations and contingent liabilities (note 16)  
Covid-19 pandemic (note 19)  
See accompanying notes to consolidated financial statements

On behalf of the Board:

  
Board Chair

  
Vice-President, Administration and Finance



# THOMPSON RIVERS UNIVERSITY

## Consolidated Statement of Operations and Accumulated Surplus

Year ended March 31, 2022 with comparative figures for 2021  
(thousands of dollars)

	2022 Budget (Note 2(k))	2022	2021
<b>Revenue:</b>			
Government and other grants	\$ 92,908	\$ 82,703	\$ 89,488
Tuition and other student fees	114,553	112,314	110,003
Revenue recognized from deferred capital contributions	4,939	4,764	4,458
Contract and other revenue	3,483	4,636	3,572
Donations	3,380	2,601	2,628
Investment	3,152	3,577	3,010
Retail sales, parking and residence	14,411	16,661	11,074
	<u>236,826</u>	<u>227,256</u>	<u>224,233</u>
<b>Expenses (note 17):</b>			
Academic instruction	126,160	115,707	112,176
Student support and general operations	65,998	58,314	56,753
Facility operations and maintenance	22,279	23,696	26,309
Research	7,455	6,516	4,305
Ancillary operations	14,787	16,549	12,313
	<u>236,679</u>	<u>220,782</u>	<u>211,856</u>
<b>Endowment contributions</b>	<b>-</b>	<b>27</b>	<b>5,028</b>
<b>Annual surplus (restricted for capital)</b>	<b>\$ 147</b>	<b>\$ 6,501</b>	<b>\$ 17,405</b>
Accumulated capital & other surpluses, beginning of year	158,943	158,943	146,566
Endowments, beginning of year	14,313	14,313	9,285
Accumulated capital & other surpluses, end of year (note 13)	159,090	165,417	158,943
Endowments, end of year (note 14)	14,313	14,340	14,313
<b>Allocation of annual surplus:</b>			
Internally funded capital projects	\$ (10,654)	\$ (5,939)	\$ (4,969)
Board reserve	(2,049)	-	(1,965)
Faculty, department and other reserves	-	279	177
Endowment reserve	-	(27)	(5,028)
	<u>(12,703)</u>	<u>(5,687)</u>	<u>(11,785)</u>
<b>Annual surplus (deficit)</b>	<b>\$ (12,556)</b>	<b>\$ 814</b>	<b>\$ 5,620</b>

See accompanying notes to consolidated financial statements

# THOMPSON RIVERS UNIVERSITY

## Consolidated Statement of Changes in Net Debt

Year ended March 31, 2022 with comparative figures for 2021  
(thousands of dollars)

	2022 Budget (Note 2(k))	2022	2021
Annual surplus	\$ 147	\$ 6,501	\$ 17,405
<b>Capital activities</b>			
Acquisition of tangible capital assets, net of disposals	(15,045)	(14,714)	(15,716)
Amortization of tangible capital assets	13,542	13,118	11,735
	(1,503)	(1,596)	(3,981)
<b>Changes in non-financial assets</b>			
Investment in endowments	-	(12)	(5,012)
Prepaid expenses	-	(1,779)	(1,505)
Inventories held for use	-	(7)	(370)
	-	(1,798)	(6,887)
<b>Net remeasurement gains (losses)</b>	-	(1,382)	6,234
Decrease (increase) in net debt for the year	(1,356)	1,725	12,771
Net debt, beginning of year	(136,088)	(136,088)	(148,859)
<b>Net debt, end of year</b>	<b>\$ (137,444)</b>	<b>\$ (134,363)</b>	<b>\$ (136,088)</b>

See accompanying notes to consolidated financial statements

# THOMPSON RIVERS UNIVERSITY

## Consolidated Statement of Cash Flows

Year ended March 31, 2022 with comparative figures for 2021  
(thousands of dollars)

	2022	2021
Cash provided by (used in):		
Operating activities:		
Annual surplus	\$ 6,501	\$ 17,405
Items not involving cash:		
Amortization of tangible capital assets	13,118	11,735
Revenue recognized from deferred capital contributions	(4,764)	(4,458)
Change in non-cash operating working capital:		
Accounts receivable	(867)	6,413
Prepaid expenses	(1,779)	(1,505)
Inventories held for use	(7)	(370)
Inventories for resale	102	559
Accounts payable and accrued liabilities	8,347	6,632
Employee future benefits	(718)	(120)
Deferred contributions	21,149	(5,723)
Net change in cash from operating activities	41,082	30,568
Capital activities:		
Acquisition of tangible capital assets	(14,714)	(15,716)
Investing activities:		
Investments	(10,164)	(31,044)
Net remeasurement gains (losses)	(1,382)	6,234
Investment in endowments	(12)	(5,012)
Net change in cash from investing activities	(11,558)	(29,822)
Financing activities:		
Debt	(776)	(650)
Deferred capital contributions	8,775	10,748
Obligations under capital lease	(662)	(651)
Net change in cash from financing activities	7,337	9,447
Net change in cash	22,147	(5,523)
Cash, beginning of year	49,043	54,566
Cash, end of year	\$ 71,190	\$ 49,043

See accompanying notes to consolidated financial statements

# THOMPSON RIVERS UNIVERSITY

## Consolidated Statement of Remeasurement Gains and Losses

Year ended March 31, 2022 with comparative figures for 2021  
(thousands of dollars)

	2022	2021
Unrealized gains (losses) at beginning of year on portfolio investments	\$ 5,572	\$ (662)
Unrealized gains (losses) during the year on portfolio investments	(1,983)	6,137
Realized losses reclassified to investment revenue	601	97
Net remeasurement gains (losses)	(1,382)	6,234
Unrealized gains at the end of the year on portfolio investments	\$ 4,190	\$ 5,572

See accompanying notes to consolidated financial statements



# THOMPSON RIVERS UNIVERSITY

## Notes to Consolidated Financial Statements

Year ended March 31, 2022

---

### 1. Authority and purpose

Thompson Rivers University (the "University") operates under the authority of the Thompson Rivers University Act of British Columbia. The University is a not-for-profit entity governed by a Board of Governors, the majority of which are appointed by the provincial government of British Columbia. The University is a registered charity and is therefore exempt from income taxes under section 149 of the Income Tax Act. The University offers a broad range of program options including graduate and undergraduate degrees, career diplomas, and trades training at its Kamloops and Williams Lake campuses through on campus and distance learning opportunities.

### 2. Summary of significant accounting policies

The consolidated financial statements of the University are prepared by management in accordance with the basis of accounting described below. Significant accounting policies of the University are as follows:

#### (a) Basis of accounting

These consolidated financial statements have been prepared in accordance with Section 23.1 of the Budget Transparency and Accountability Act of the Province of British Columbia supplemented by Regulations 257/2010 and 198/2011 issued by the Province of British Columbia Treasury Board.

The Budget Transparency and Accountability Act requires that the financial statements be prepared in accordance with the set of standards and guidelines that comprise generally accepted accounting principles for senior governments in Canada, or if the Treasury Board makes a regulation, the set of standards and guidelines that comprise generally accepted accounting principles for senior governments in Canada as modified by the alternate standard or guideline or part thereof adopted in the regulation.

Regulation 257/2010 requires all taxpayer supported organizations in the Schools, Universities, Colleges and Hospitals sectors to adopt Canadian public sector accounting standards without any PS4200 elections.

Regulation 198/2011 requires that restricted contributions received or receivable for acquiring or developing a depreciable tangible capital asset or contributions in the form of a depreciable tangible capital asset are to be deferred and recognized in revenue at the same rate that amortization of the related tangible capital asset is recorded.

For British Columbia taxpayer supported organizations, these contributions include government transfers and restricted contributions.

The accounting policy requirements under Regulation 198/2011 are significantly different from the requirements of Canadian public sector accounting standards which requires that:

- government transfers, which do not contain a stipulation that creates a liability, be recognized as revenue by the recipient when approved by the transferor and the eligibility criteria have been met in accordance with public sector accounting standard PS3410; and
- externally restricted contributions be recognized as revenue in the period in which the resources are used for the purpose or purposes specified in accordance with public sector accounting standard PS3100.

As a result, revenue recognized in the statement of operations and certain related deferred capital contributions would be recorded differently under Canadian public sector accounting standards.

# THOMPSON RIVERS UNIVERSITY

## Notes to Consolidated Financial Statements

Year ended March 31, 2022

---

### 2. Summary of significant accounting policies (continued)

#### (b) Basis of consolidation

##### (i) Consolidated entities

The consolidated financial statements reflect the assets, liabilities, revenues, and expenses of organizations which are controlled by the University. Controlled organizations are consolidated except for Government Business Enterprises (GBEs) which are accounted for using the modified equity method. TRU Community Corporation (TRUCC) and the TRU Legal Clinic Society (TRULCS), both 100% owned subsidiaries, are fully consolidated into these statements.

##### (ii) Investment in Government Business Enterprises

Investments in Government Business Enterprises (GBEs) are accounted for using the modified equity method. Under this method, the University records only the investment in the business enterprise, net income or loss of the GBE and other adjustments to equity but does not consolidate all transactions and balances. Under the modified equity method, no adjustment is made to conform to the accounting policies of government, with the exception that if other comprehensive income exists, it is accounted for as an adjustment to accumulated surplus. GBEs report using the International Financial Reporting Standards framework. Inter-organizational transactions and balances are not eliminated, except for any profit or loss on transactions between entities that involve assets that remain within the entities controlled by the University.

Currently the only GBE of the University is Thompson Rivers University Community Trust (TRUCT) (Note 5b). The trustee of the TRUCT is TRUCC. The fiscal year-end of the Trust is December 31, 2021. Significant transactions between the Trust's year-end and March 31, 2022 are recognized where applicable.

#### (c) Cash

Cash includes cash on hand and short-term deposits.

#### (d) Financial instruments

- (i) Fair value category: Portfolio investments that are quoted in an active market are reflected at fair value as at the reporting date. Other financial instruments which the University has designated to be recorded at fair value include derivative instruments, cash and cash equivalents and portfolio investments not quoted in an active market. Sales and purchases of investments are recorded on the trade date. Transaction costs related to the acquisition of investments are recorded as an expense. Unrealized gains and losses on financial assets are recognized in the Consolidated Statement of Remeasurement Gains and Losses until such time that the financial asset is derecognized due to disposal or impairment. At the time of derecognition, the related realized gains and losses are recognized in the Consolidated Statement of Operations and related balances reversed from the Consolidated Statement of Remeasurement Gains and Losses.

# THOMPSON RIVERS UNIVERSITY

## Notes to Consolidated Financial Statements

Year ended March 31, 2022

---

### 2. Summary of significant accounting policies (continued)

#### (d) Financial instruments (continued)

- (ii) **Cost category:** Realized gains, losses and interest expense are recognized in the Consolidated Statement of Operations when the financial asset is derecognized due to disposal or impairment. Accounts receivable, accounts payable and accrued liabilities are measured at cost. Any gains, losses or expenses are recorded in the annual surplus (deficit) depending on the nature of the financial asset or liability that gave rise to the gains, losses or expenses. Loans receivable are recorded at cost less any amount for valuation allowance. Valuation allowances are made when collection is in doubt. Interest is accrued on loans receivable to the extent it is deemed collectible.

#### (e) Inventories for resale

Inventories held for resale, such as books, office and paper supplies, clothing and food stuffs are recorded at the lower of cost or net realizable value. Net realizable value is the estimated selling price.

#### (f) Non-financial assets

Non-financial assets are not available to discharge existing liabilities and are held for use in the provision of services. They have useful lives extending beyond the current year and are not intended for sale in the ordinary course of operations.

#### (i) Tangible capital assets

Tangible capital assets are recorded at cost, which includes amounts that are directly attributable to acquisition, construction, development or betterment of the asset. Donated assets are recorded at fair value at the date of donation. Interest is not capitalized whenever external debt is issued to finance the construction of tangible capital assets. The cost of the tangible capital assets, excluding land, are amortized on a straight line basis over their estimated useful lives shown below (land is not amortized as it is deemed to have a permanent value):

Tangible capital assets	Amortization period
Land improvements	10 - 30 years
Buildings, renovations and buildings under capital lease	15 - 50 years
Furniture, equipment, equipment under lease and library acquisitions	3 - 10 years

Assets under construction are not amortized until the asset is available for productive use.

Tangible capital assets are written down when conditions indicate that they no longer contribute to the University's ability to provide goods and services.

#### (ii) Works of art and historic assets

Works of art and historic assets are not recorded as assets in these financial statements.

# THOMPSON RIVERS UNIVERSITY

## Notes to Consolidated Financial Statements

Year ended March 31, 2022

---

### 2. Summary of significant accounting policies (continued)

#### (f) Non-financial assets (continued)

##### (iii) Leased tangible capital assets

Leases which transfer substantially all of the benefits and risks incidental to ownership of property are accounted for as leased tangible capital assets. All other leases are accounted for as operating leases and the related payments are charged to expenses as incurred.

##### (iv) Inventories held for use

Inventories held for use are recorded at cost and consist of office supplies and a cattle herd of 120 head kept for research purposes.

#### (g) Employee future benefits

The University and its employees make contributions to the College Pension Plan and Municipal Pension Plan which are multi-employer joint trustee plans. These plans are defined benefit plans, providing a pension on retirement based on the member's age at retirement, length of service and highest earnings averaged over five years. Inflation adjustments are contingent upon available funding. As the assets and liabilities of the plans are not segregated by institution, the plans are accounted for as defined contribution plans and any contributions by the University to the plans are expensed as incurred.

The University offers an employee future benefits plan providing accumulated sick leave. For accounting purposes, the University measures the accrued benefit obligations and determines the expense of the fiscal period through actuarial valuations and extrapolations. Adjustments arising from changes in actuarial assumptions and actuarial gains and losses are amortized over the Expected Average Remaining Service Lifetime (EARSL) of active employees.

Vacation benefits for the University's unionized and exempt employees are accrued as earned. The obligations under these benefits are based on the applicable collective agreements for the faculty and support employees, and the employment contracts for exempt employees.

#### (h) Revenue recognition

Tuition, student fees and sales of goods and services are recognized as revenue in the period to which they apply.

Unrestricted donations and grants are recorded as revenue when receivable if the amounts can be estimated and collection is reasonably assured.

Restricted donations and grants are reported as revenue depending on the nature of the restrictions placed on the use of the funds by the contributors as follows:

- (i) Contributions for the purpose of acquiring or developing a depreciable tangible capital asset or in the form of a depreciable tangible capital asset, in each case for use in providing services are recorded and referred to as deferred capital contributions and recognized in revenue at the same rate that amortization of the tangible capital asset is recorded. The reduction of the deferred capital contributions and the recognition of the revenue are accounted for in the fiscal period during which the tangible capital asset is used to provide services.

# THOMPSON RIVERS UNIVERSITY

## Notes to Consolidated Financial Statements

Year ended March 31, 2022

---

### 2. Summary of significant accounting policies (continued)

#### (h) Revenue recognition (continued)

- (ii) Contributions restricted for specific purposes other than for those to be held in perpetuity or the acquisition or development of a depreciable tangible capital asset are recorded as deferred contributions and recognized in revenue in the year in which the stipulation or restriction on the contribution have been met.
- (iii) Contributions required to be retained in perpetuity, allowing only the investment income earned thereon to be spent are recorded as revenue for the portion to be held in perpetuity and as deferred contributions for the investment income earned thereon.
- (iv) The University leases land to third parties as described in Note 10. Cash received from land leases is recognized in revenue in the period to which it applies.
- (v) Investment income includes interest recorded on an accrual basis and dividends recorded as declared, realized gains and losses on the sale of investments, and write downs on investments where the loss in value is determined to be other-than-temporary.

#### (i) Use of estimates

The preparation of the financial statements requires management to make estimates and assumptions. These estimates and assumptions affect the reported amounts of assets, liabilities, revenues, expenses, and related disclosures. Key areas where management has made estimates and assumptions include those related to the determination of useful lives of tangible capital assets for amortization and the amortization of related deferred capital contributions. Where actual results differ from these estimates and assumptions, the impact will be recorded in future periods when the difference becomes known.

#### (j) Foreign currency translation

The University's functional currency is the Canadian dollar. Transactions in foreign currencies are translated into Canadian dollars at the exchange rate in effect on the transaction date. Monetary assets and liabilities denominated in foreign currencies and non-monetary assets and liabilities which were designated in the fair value category under the financial instrument standards are reflected in the financial statements in equivalent Canadian dollars at the exchange rate in effect on the statement date. Any gain or loss resulting from a change in rates between the transaction date and the settlement date or balance sheet date is recognized in the Statement of Remeasurement Gains and Losses. In the period of settlement, the related cumulative remeasurement gain/loss is reversed in the Consolidated Statement of Remeasurement Gains and Losses and the exchange gain/loss in relation to the exchange rate at the date of the item's initial recognition is recognized in the Consolidated Statement of Operations and Accumulated Surplus.

#### (k) Budget figures

Budget figures have been provided for comparative purposes and have been compiled from the Annual Budget Report approved by the University's Board of Governors on March 26, 2021. The budget is reflected in the Consolidated Statement of Operations and Accumulated Surplus, Consolidated Statement of Changes in Net Debt and in Note 17, Expenses by object.

# THOMPSON RIVERS UNIVERSITY

## Notes to Consolidated Financial Statements

Year ended March 31, 2022

### 2. Summary of significant accounting policies (continued)

(l) Future accounting standards

(i) PS 3280, Asset Retirement Obligations

PS 3280, Asset Retirement Obligations (PS 3280), establishes standards on how to account for and report a liability for asset retirement obligations. Specifically, it defines which activities would be included in a liability for retirement of a tangible capital asset, establishes when to recognize and how to measure a liability for an asset retirement obligation and provides the related financial statement presentation and disclosure requirements.

PS 3280 is effective for annual reporting periods beginning on or after April 1, 2022, with early adoption permitted. The University is assessing the impact this new standard will have on the consolidated financial statements.

### 3. Cash

	In thousands	
	2022	2021
Restricted cash	\$ 1,022	\$ 1,022
Unrestricted cash	70,168	48,021
	<u>\$ 71,190</u>	<u>\$ 49,043</u>

Restricted cash consists of \$1.0 million for the monthly capital lease payments.

### 4. Accounts receivable

	In thousands	
	2022	2021
Trade	\$ 5,025	\$ 3,815
Student and sponsor	1,330	1,574
Related parties	4,011	4,110
Allowance for doubtful accounts	(350)	(350)
	<u>\$ 10,016</u>	<u>\$ 9,149</u>

Trade consists of amounts receivable from customers, various government agencies and universities not related to the Province of BC, and government tax credits and rebates.

Student and sponsor consists of amounts due from individual students and businesses or agencies paying tuition and/or fees on behalf of students.

Related parties consist of amounts due from various provincial government entities, consolidated entities, the Thompson Rivers University ("TRU") Foundation and employees of the University.

# THOMPSON RIVERS UNIVERSITY

## Notes to Consolidated Financial Statements

Year ended March 31, 2022

### 5. Financial instruments

Fair value of financial instruments:

Financial instruments measured at fair value are classified according to a hierarchy which includes three levels, reflecting the reliability of the inputs involved in the fair value determination.

- Level 1: quoted prices (unadjusted) in active markets for identical assets or liabilities.
- Level 2: inputs other than quoted prices included within Level 1 that are observable for the asset or liability, either directly (i.e. as prices) or indirectly (i.e. derived from prices).
- Level 3: inputs for the asset or liability that are not based on observable market data (unobservable inputs).

The University's financial instruments are considered to be Level 1 instruments for which the fair value is determined based on quoted prices in active markets with the exception of the investment in Government Business Enterprise and the investment in private equities which are not determined based on active market prices. Changes in fair valuation methods or in the availability of market observable inputs may result in a transfer between levels. During the year, there were no significant transfers of securities between the different levels.

#### (a) Investments

Investments are comprised of Canadian and foreign equities, government and corporate bonds with various maturity dates, an investment in private equities and an investment in a Government Business Enterprise. The weighted average rate of return for bonds is 3.59% (March 31, 2021 – 3.49%).

	In thousands	
	2022	2021
Equities at cost (Level 1)	\$ 44,664	\$ 41,818
Equities – unrealized gain	9,835	8,829
Bonds at cost (Level 1)	42,811	42,175
Accrued interest	1,493	1,322
Bonds – unrealized (loss) gain	(2,332)	277
Investment in private equities (Level 3)	7,817	-
Investment in Government Business Enterprise (Level 3) (note 5b)	3,126	2,817
	<u>\$ 107,414</u>	<u>\$ 97,238</u>
Portfolio and other investments	93,137	82,973
Endowments	14,277	14,265
	<u>\$ 107,414</u>	<u>\$ 97,238</u>

# THOMPSON RIVERS UNIVERSITY

## Notes to Consolidated Financial Statements

Year ended March 31, 2022

### 5. Financial instruments (continued)

#### (b) Investment in Government Business Enterprise

Included in investments is the University's investment in the TRUCT. The purpose of the TRUCT is to develop property on behalf of the University. The University granted the TRUCT the ability to sell 99 year leases on portions of land owned by the University. The beneficiaries of the TRUCT are the University and TRU Foundation.

	In thousands	
	2022	2021
Investment in TRUCT, beginning of year	\$ 2,817	\$ 1,692
Current year investment	485	1,308
Equity in loss for the year	(176)	(183)
Investment in TRUCT, end of year	\$ 3,126	\$ 2,817

#### (c) Financial information as of December 31, 2021 for the TRUCT is as follows:

	In thousands	
	2022	2021
Assets	\$ 3,076	\$ 1,965
Liabilities	(3,436)	(2,149)
Deficit	(360)	(184)
Revenues	-	7
Expenses	(176)	(190)
Loss	\$ (176)	\$ (183)

### 6. Accounts payable and accrued liabilities

	In thousands	
	2022	2021
Trade payables and accrued liabilities	\$ 47,235	\$ 37,632
Salaries and benefits payable	11,724	13,218
Accrued vacation payable	10,637	10,399
	\$ 69,596	\$ 61,249



# THOMPSON RIVERS UNIVERSITY

## Notes to Consolidated Financial Statements

Year ended March 31, 2022

---

### 7. Employee future benefits

#### (a) Pension benefits

The University and its employees contribute to the College Pension Plan and Municipal Pension Plan (jointly trustee pension plans). The boards of trustees for these plans, representing plan members and employers, are responsible for administering the pension plans, including investing assets and administering benefits. The plans are multi-employer defined benefit pension plans. Basic pension benefits provided are based on a formula. As at August 31, 2021, the College Pension Plan had about 16,500 active members, and approximately 9,500 retired members. As at December 31, 2020, the Municipal Pension Plan had about 220,000 active members, including approximately 7,000 from universities and colleges.

Every three years, an actuarial valuation is performed to assess the financial position of the plans and adequacy of plan funding. The actuary determines an appropriate combined employer and member contribution rate to fund the plans. The actuary's calculated contribution rate is based on the entry-age normal cost method, which produces the long-term rate of member and employer contributions sufficient to provided benefits for average future entrants to the plans. This rate may be adjusted for the amortization of any actuarial funding surplus and will be adjusted for the amortization of any unfunded actuarial liability.

The most recent actuarial valuation for the College Pension Plan as at August 31, 2018, indicated a \$303 million surplus for basic pension benefits on a going concern basis.

The most recent actuarial valuation for the Municipal Pension Plan as at December 31, 2018, indicated a \$2,866 million funding surplus for basic pension benefits on a going concern basis.

The University paid \$10.7 million for employer contributions to the plans in fiscal 2022 (2021 - \$11.0 million).

The next valuation for the College Pension Plan will be as at August 31, 2021, with results available in 2022. The next valuation for the Municipal Pension Plan will be December 31, 2021, with results available in 2022.

Employers participating in the plans record their pension expense as the amount of employer contributions made during the fiscal year (defined contribution pension plan accounting). This is because the plans record accrued liabilities and accrued assets for each plan in aggregate, resulting in no consistent and reliable basis for allocating the obligation, assets and cost to individual employers participating in the plans.

#### (b) Accumulated sick leave and other retirement benefit arrangements liability

The University sponsors a benefit plan that provides post-employment benefits to certain employees. The benefits offered to employees include vested and non-vested sick leave. The plan does not require any contributions from employees. The accrued benefit obligation and the net periodic benefit cost were estimated for a 6 year period by an actuarial valuation completed on April 13, 2021.

# THOMPSON RIVERS UNIVERSITY

## Notes to Consolidated Financial Statements

Year ended March 31, 2022

### 7. Employee future benefits (continued)

#### (b) Accumulated sick leave and other retirement benefit arrangements liability (continued)

The benefit liability at March 31, 2022 includes the following components:

	In thousands	
	2022	2021
Accrued benefit obligation, beginning of year	\$ 4,705	\$ 3,466
Current service cost	325	324
Interest cost	47	101
Benefits paid	(1,174)	(484)
Actuarial loss	-	1,298
Accrued benefit obligation, end of year	3,903	4,705
Unamortized net actuarial loss	(1,097)	(1,181)
Accrued benefit liability, end of year	\$ 2,806	\$ 3,524

The benefit expense at March 31, 2022 for employee future benefits includes the following components:

	In thousands	
	2022	2021
Current service cost	\$ 325	\$ 324
Interest cost	47	101
Amortization of net actuarial (gain)/loss	84	(60)
Employee future benefit expense	\$ 456	\$ 365

The significant actuarial assumptions adopted in measuring the University's accrued benefit obligation are as follows:

Measurement date of accrued benefit obligation:	March 31, 2022
Beginning of period discount rate, April 1, 2021	1.06%
End of period discount rate, March 31, 2027	1.06%
Expected future salary increase	2.50%
Expected average remaining service lifetime (EARSL) of active employees	5 years

# THOMPSON RIVERS UNIVERSITY

## Notes to Consolidated Financial Statements

Year ended March 31, 2022

### 8. Deferred contributions

Deferred contributions are comprised of funds restricted for the following purposes:

	In thousands	
	2022	2021
Tangible capital assets	\$ 18,525	\$ 2,017
Sponsored research and specific purpose	10,125	9,079
Operating and other	7,462	3,946
TRUCT deferred lease proceeds	2,561	2,588
Endowment	2,322	2,216
	<b>\$ 40,995</b>	<b>\$ 19,846</b>

Changes in the deferred contribution balance are as follows:

	In thousands					
	2022					
	Tangible capital assets	Sponsored research & specific purpose	Operating & other	TRUCT deferred lease proceeds	Endowment	Total
Balance, beginning of year	\$ 2,017	\$ 9,079	\$ 3,946	\$ 2,588	\$ 2,216	\$ 19,846
Contributions & other revenue received during the year	25,283	11,723	213,829	-	938	251,773
Transfer to deferred capital contributions	(8,775)	-	-	-	-	(8,775)
Recognition to revenue	-	(10,677)	(210,313)	(27)	(832)	(221,849)
Balance, end of year	<b>\$ 18,525</b>	<b>\$ 10,125</b>	<b>\$ 7,462</b>	<b>\$ 2,561</b>	<b>\$ 2,322</b>	<b>\$ 40,995</b>

	In thousands					
	2021					
	Tangible capital assets	Sponsored research & specific purpose	Operating & other	TRUCT deferred lease proceeds	Endowment	Total
Balance, beginning of year	\$ 7,810	\$ 4,979	\$ 9,943	\$ 2,615	\$ 222	\$ 25,569
Contributions & other revenue received during the year	4,955	13,658	203,746	-	7,575	229,934
Transfer to deferred capital contributions	(10,748)	-	-	-	-	(10,748)
Recognition to revenue	-	(9,558)	(209,743)	(27)	(5,581)	(224,909)
Balance, end of year	<b>\$ 2,017</b>	<b>\$ 9,079</b>	<b>\$ 3,946</b>	<b>\$ 2,588</b>	<b>\$ 2,216</b>	<b>\$ 19,846</b>

# THOMPSON RIVERS UNIVERSITY

## Notes to Consolidated Financial Statements

Year ended March 31, 2022

### 9. Debt

	In thousands	
	2022	2021
Ministry of Finance loan, unsecured, bears interest at 2.95%, repayable in semi annual payments of principal and interest, matures March 2044.	\$ 23,330	\$ 24,075
Ministry of Finance commercial paper, unsecured, bears interest at 0.77%, repayable at maturity on November 10, 2022.	4,565	4,596
Bank of Montreal fixed rate term loan, bears interest at 3.71% until renewal on May 31, 2023, interest only payments until maturity on May 31, 2029.	6,000	6,000
Bank of Montreal fixed rate term loan, bears interest at 3.37%, interest only payments until maturity on December 31, 2023.	800	800
	<u>\$ 34,695</u>	<u>\$ 35,471</u>

Principal repayments for the next year are estimated at \$5.3 million.

### 10. Obligations under capital lease

The University has entered into a Land Lease agreement with Dacon Corporation Ltd. ("Dacon"). Under the terms of the Land Lease, the University has leased 0.5 of a hectare of land on its Kamloops Campus to Dacon from April 1, 2005 to August 31, 2047. The land lease required Dacon to construct a student residence with approximately 580 beds in accordance with plans approved by the University. Annual rent under the Land Lease is \$5 thousand for the term of the agreement. The University will pay Dacon a surrender fee at the end of the lease equal to Dacon's net investment in the assets constructed on the land.

A Project Financing Agreement between the University, Dacon and Desjardins Trust Inc. obligates the University to make payments of principal and interest on the indebtedness incurred on the construction of the residence if for any reason the payments are not made by the primary debtor, Dacon. The interest rate on the debt is 5.14% (2021 – 5.14%).

The University has also entered into a sublease with Dacon. Under the terms of the sublease, the University leases the student residence from Dacon from September 1, 2006 for the term of the land lease less one day. Rent under the sublease is (i) Dacon's debt service costs associated with the financing of the residence, and (ii) 60% of the free cash flow each year (net of a contribution to a capital reserve fund) from the residence as defined in the sublease.

The University has entered into a Management Agreement with Dacon and Campus Living Centres Inc. ("CLC"). Under the terms of the Management Agreement, the University retains CLC, for the term of the sublease, to manage the residence and to comply with the obligations of the University under the sublease.

# THOMPSON RIVERS UNIVERSITY

## Notes to Consolidated Financial Statements

Year ended March 31, 2022

### 10. Obligations under capital lease (continued)

The above agreements are recognized in the financial statements of the University as assets acquired under a capital lease and a capital lease obligation. The minimum future lease payments are as follows:

	In thousands	
	2022	2021
Year ending March 31:		
2022	\$ -	\$ 2,441
2023	2,441	2,441
2024	2,442	2,442
2025	2,441	2,441
2026	2,442	2,442
2027	2,441	2,441
Thereafter	49,278	49,278
Total minimum lease payments	61,485	63,926
Less amounts representing interest	(26,867)	(28,646)
Present value of net minimum capital lease payments	\$ 34,618	\$ 35,280

Total interest under capital lease payments for the year was \$1.8 million (2021 - \$1.8 million).

### 11. Deferred capital contributions

Contributions for the purpose of acquiring tangible capital assets are referred to as deferred capital contributions. Amounts are recognized into revenue as the liability is extinguished over the useful life of the asset. Province of British Columbia Treasury Board regulation 198/2011 provided direction on accounting treatment of restricted capital contributions.

Changes in the deferred capital contributions balance are as follows:

	In thousands	
	2022	2021
Balance, beginning of year	\$ 123,193	\$ 116,903
Additions during the year:		
Government grants	8,430	3,002
Donations and other	39	376
Changes in amounts deferred	306	7,370
	8,775	10,748
Less revenue recognized from deferred capital contributions	(4,764)	(4,458)
Balance, end of year	\$ 127,204	\$ 123,193

# THOMPSON RIVERS UNIVERSITY

## Notes to Consolidated Financial Statements

Year ended March 31, 2022

### 12. Tangible capital assets

In thousands					
2022					
	Land and improvements	Buildings	Building and equipment under capital lease	Furniture, equipment and library acquisitions	Total
Cost, beginning of year	\$ 38,336	\$ 305,635	\$ 42,436	\$ 40,896	\$ 427,303
Additions	1,223	8,844	349	4,298	14,714
Disposals	-	-	-	(547)	(547)
Cost, end of year	39,559	314,479	42,785	44,647	441,470
Accumulated amortization, beginning of year	10,862	85,561	16,824	16,956	130,203
Amortization expense	592	6,833	1,094	4,599	13,118
Disposals	-	-	-	(547)	(547)
Accumulated amortization, end of year	11,454	92,394	17,918	21,008	142,774
Net book value	\$ 28,105	\$ 222,085	\$ 24,867	\$ 23,639	\$ 298,696

In thousands					
2021					
	Land and improvements	Buildings	Building and equipment under capital lease	Furniture, equipment and library acquisitions	Total
Cost, beginning of year	\$ 36,220	\$ 299,704	\$ 42,409	\$ 94,176	\$ 472,509
Additions	2,116	5,931	27	7,642	15,716
Disposals	-	-	-	(60,922)	(60,922)
Cost, end of year	38,336	305,635	42,436	40,896	427,303
Accumulated amortization, beginning of year	10,281	79,235	15,753	74,121	179,390
Amortization expense	581	6,326	1,071	3,757	11,735
Disposals	-	-	-	(60,922)	(60,922)
Accumulated amortization, end of year	10,862	85,561	16,824	16,956	130,203
Net book value	\$ 27,474	\$ 220,074	\$ 25,612	\$ 23,940	\$ 297,100

Assets under construction having a value of \$7.6 million (2021 - \$0.7 million) have not been amortized. Amortization of these assets will commence when the asset is put into service.

# THOMPSON RIVERS UNIVERSITY

## Notes to Consolidated Financial Statements

Year ended March 31, 2022

### 13. Accumulated surplus

Accumulated capital and other surpluses consist of the following:

	In thousands	
	2022	2021
Invested in tangible capital assets:		
Tangible capital assets	\$ 298,696	\$ 297,100
Debt used for tangible capital asset acquisition	(34,695)	(35,471)
Amounts financed by deferred capital contributions	(127,204)	(123,193)
Obligations under capital lease	(34,618)	(35,280)
	102,179	103,156
Internally restricted:		
Designated and specific purpose reserves	8,871	8,594
Faculty and department reserves	6,296	5,166
Capital reserves	44,394	38,350
Residence repair and replacement reserve	677	677
	60,238	52,787
Unrestricted	3,000	3,000
Total accumulated capital and other surpluses	\$ 165,417	\$ 158,943
Endowments	14,340	14,313
Accumulated remeasurement gains	4,190	5,572
Accumulated surplus	\$ 183,947	\$ 178,828

Invested in tangible capital assets represent assets purchased with unrestricted and internally restricted surpluses.

Designated and specific purpose reserves are set aside for future operations and projects for which specific funding has been received or allocated.

Faculty and department reserves are the unspent operating funds which faculties and departments are permitted to carry forward at the end of each year. These also include professional development and other operating funds.

Capital reserves are amounts restricted for purchases of land, buildings and equipment.

Residence repair and replacement reserve is an amount set aside for repairs to the building and repairs or replacement of furniture, fixtures and equipment.

# THOMPSON RIVERS UNIVERSITY

## Notes to Consolidated Financial Statements

Year ended March 31, 2022

### 14. Endowments

Endowment principal is to be maintained in perpetuity. The investment income generated from endowments is restricted and can be spent only in accordance with the various purposes established by the donors or the University's Board of Governors.

Proceeds received from the TRUCT are to be deferred and recognized over a 99 year period. As such, only the portion of the proceeds recognized in the year will be added to the endowment balance.

Changes to the endowment balances are as follows:

	In thousands	
	2022	2021
Endowment investment balance, beginning of year	\$ 14,265	\$ 9,253
Contributions received during the year	-	5,000
	14,265	14,253
TRUCT lease proceeds deferred, beginning of year	1,185	1,197
TRUCT lease proceeds deferred, end of year	(1,173)	(1,185)
Endowment investment balance, year end	14,277	14,265
Cumulative non-cash recognition of TRUCT lease proceeds	63	48
Endowment equity balance, end of year	\$ 14,340	\$ 14,313

The market value of the endowment investments is \$17.8 million which includes cash of \$1.2 million.

Change in portion available for distribution is as follows:

	In thousands	
	2022	2021
Portion available for distribution, beginning of year	\$ 2,216	\$ 222
Restricted investment income	938	2,575
Distribution during the year	(832)	(581)
Portion available for distribution, end of year	\$ 2,322	\$ 2,216



# THOMPSON RIVERS UNIVERSITY

Notes to Consolidated Financial Statements

Year ended March 31, 2022

## 15. Financial risk management

The Board of Governors, through management, ensures that the University has processes in place to identify and monitor major risks.

(a) Interest rate risk

The University is exposed to the interest rate risk in respect of its portfolio investments, which earn interest income at various rates, and its debt which bears interest at rates as disclosed in Note 9.

(b) Credit risk

Unless otherwise disclosed in these financial statements, the University is not subject to significant credit risk associated with its financial instruments. The maximum credit risk for the University's financial assets is the carrying value of the asset.

(c) Market risk

Market risk is the risk that changes in market prices, as a result of changes in interest rates and equity prices will affect the University's income and the value of its holdings of financial instruments. The objective of market risk management is to manage and control risk exposures within acceptable parameters, while maximizing the return. The composition of the University's investments includes fixed income, equities, and other investments. The composition varies based on the University's needs and investment objectives as outlined in the University's investment policy.

(d) Liquidity risk

Liquidity risk is the risk that the University will not be able to meet its financial obligations as they become due. The University manages liquidity risk by continually monitoring actual and forecasted cash flows from operations and anticipated investing and financing activities to ensure, as far as possible, that it will always have sufficient liquidity to meet its liabilities when due, under both normal and stress conditions, without incurring unacceptable losses or risking damage to the University's reputation.

## 16. Contractual obligations and contingent liabilities

- (a) The University is committed to payments under various contracts and leases with various expiry dates through 2027 as detailed below:

Year	In thousands		
	Equipment and operating leases	Janitorial and other service contracts	Total
2023	\$ 1,067	\$ 3,538	\$ 4,605
2024	682	2,106	2,788
2025	391	1,597	1,988
2026	206	11	217
2027	151	-	151

# THOMPSON RIVERS UNIVERSITY

## Notes to Consolidated Financial Statements

Year ended March 31, 2022

### 16. Contractual obligations and contingent liabilities (continued)

- (b) The University has agreed to contribute one third of the net operating loss of the City of Kamloops Aquatic Centre to a maximum of \$150 thousand annually. The University's proportionate contribution of the 2022 Aquatic Centre operating loss amounted to \$150 thousand (2021 - \$38 thousand).
- (c) From time to time, the University is involved in litigation or proceedings relating to claims arising out of its operations in the ordinary course of business. It is expected that the ultimate outcome of these claims will not have a material effect on the financial position of the University. The majority of these claims are covered by the University's insurance coverage. Any University obligations that may result from these claims will be recorded in the period when it becomes likely and determinable.

### 17. Expenses by object

The following is a summary of expenses by object:

	In thousands		
	Budget	2022	2021
Advertising, donations and public relations	\$ 4,763	\$ 4,279	\$ 7,940
Amortization of tangible capital assets	13,542	13,118	11,735
Bank charges, interest and bad debt	1,847	1,590	1,657
Building, equipment, operations and maintenance	12,272	9,162	10,274
Bursaries, awards and scholarships	6,518	5,403	5,175
Computer supplies and licenses	3,072	3,975	2,510
Cost of materials sold	4,733	3,571	3,638
Interest on capital lease obligation	1,779	1,776	1,809
Interest on debt	727	969	1,024
Leases and rentals	2,697	3,195	2,557
Professional fees and contracted services	16,745	21,444	14,041
Salaries and benefits	158,277	145,370	144,761
Supplies, postage and freight	6,690	5,004	4,197
Travel	3,017	1,926	538
	\$ 236,679	\$ 220,782	\$ 211,856

### 18. Related organizations

The University is associated with the following organizations, which have not been consolidated into the University's financial statements.

#### (a) The TRU Foundation

The TRU Foundation (the "Foundation") has been established for the benefit of the University and its students. During the fiscal period ending March 31, 2022, the Foundation fundraised and donated to the University \$0.3 million for capital projects (2021 - \$0.6 million), and \$3.1 million for bursaries, scholarships, and other projects (2021 - \$3.0 million). TRU donated to the Foundation \$nil (2021 - \$5.0 million) for student scholarships, entrance scholarships and Indigenous recruitment.

# THOMPSON RIVERS UNIVERSITY

Notes to Consolidated Financial Statements

Year ended March 31, 2022

---

## 18. Related organizations (continued)

### (b) Other provincial government operations

The University is related through common ownership to all Province of British Columbia ministries, agencies, school districts, health authorities, colleges, universities, and crown corporations. Transactions with these entities are considered to be in the normal course of operations and are recorded at the exchange amount which is the amount of consideration established and agreed to by the related parties.

## 19. Covid-19 pandemic

In March 2020, the World Health Organization (WHO) declared the Covid-19 outbreak a pandemic. Governments worldwide, including the Canadian and British Columbia enacted measures to combat the spread of the virus. At this time, the University discontinued most on-campus activity and moved to an alternate delivery format. The University resumed in-person learning in the fall of 2021. The situation is dynamic and global travel restrictions have continued to impact the University's international tuition and contract training revenue.



**Definitions**

<b>Number</b>	<b>Data Item</b>	<b>Definition</b>
1	USDE Composite Score	<p>Section 498(c) of the Higher Education Act of 1965, as amended, requires for-profit and non-profit institutions to annually submit audited financial statements to the Department to demonstrate they are maintaining the standards of financial responsibility necessary to participate in the Title IV programs. One of many standards, which the Department utilizes to gauge the financial responsibility of an institution, is a composite of three ratios derived from an institution's audited financial statements. The three ratios are a primary reserve ratio, an equity ratio, and a net income ratio. These ratios gauge the fundamental elements of the financial health of an institution, not the educational quality of an institution.</p> <p>The composite score reflects the overall relative financial health of institutions along a scale from negative 1.0 to positive 3.0. A score greater than or equal to 1.5 indicates the institution is considered financially responsible.</p> <p>Schools with scores of less than 1.5 but greater than or equal to 1.0 are considered financially responsible, but require additional oversight. These schools are subject to cash monitoring and other participation requirements.</p> <p>A school with a score less than 1.0 is considered not financially responsible. However, a school with a score less than 1.0 may continue to participate in the Title IV programs under provisional certification. In addition, this lower score typically requires that the school be subject to cash monitoring requirements and post a letter of credit (equal to a minimum of 10 percent of the Title IV aid it received in the institution's most recent fiscal year) submit audited financial statements to the Department to demonstrate they are maintaining the standards of financial responsibility necessary to participate in the Title IV programs. One of many standards, which the Department utilizes to gauge the financial responsibility of an institution, is a composite of three ratios derived from an institution's audited financial statements. The three ratios are a primary reserve ratio, an equity ratio, and a net income ratio. A calculation that translates student credit hours into an equivalent number of full-time, full-year students. The calculation varies depending on the level of student. The full-time equivalent for an undergraduate student is 45 student credit hours, or 15 credits for three terms. FTE is derived by dividing student credit hours by the full-time, full-year equivalent for the given level. For example, FTE for undergraduate students can be calculated by dividing undergraduate student credit hours by 45.</p>
2	Undergraduate FTE	<p>A calculation that translates student credit hours into an equivalent number of full-time, full-year students. The calculation varies depending on the level of student. The full-time equivalent for a master's or law student is 36 student credit hours, or 12 credits for three terms. The full-time equivalent for a PhD student is 27 student credit hours, or 9 credits for three terms. FTE is derived by dividing student credit hours by the full-time, full-year equivalent for the given level. For example, FTE for undergraduate students can be calculated by dividing undergraduate student credit hours by 45.</p>
3	Graduate FTE	<p>A calculation that translates student credit hours into an equivalent number of full-time, full-year students. The calculation varies depending on the level of student. The full-time equivalent for a master's or law student is 36 student credit hours, or 12 credits for three terms. The full-time equivalent for a PhD student is 27 student credit hours, or 9 credits for three terms. FTE is derived by dividing student credit hours by the full-time, full-year equivalent for the given level. For example, FTE for undergraduate students can be calculated by dividing undergraduate student credit hours by 45.</p>
4	Net Operating Revenue Ratio	<p>The Net Operating Revenue Ratio measures operating performance (living within available resources). It is a measure of the operating performance. It indicates whether the institution is operating within its available resources - making money or losing money in its basic day-to-day business of educating students. It is calculated by dividing the change in unrestricted assets from the beginning to the end of the year by the total unrestricted revenues. The higher the ratio the better. A recommended target is between 2.00% and 4.00%</p>
5	Net Tuition Revenue	<p>The Net Tuition Revenue is the tuition revenue per student received by the college. It is equal to published tuition minus financial aid provided by the school (institutional grant aid or discounts).</p>
6	State/Federal Appropriations	<p>The total resources delegated to an institution by the state or federal government to support the institution's operations.</p>
7	Grants and Contracts	<p>The total resources delegated to an institution by the state or federal government to support the institution's operations.</p>
8	Auxiliary Goods and Services	<p>Total revenue from the activities of a college outside of the direct educational programs.</p>
9	E&G Plus Auxiliary	<p>The Northwest Commission on Colleges and Universities (NWCCU) assesses annual dues based on an institution's Educational and General (E&amp;G) expenditures plus auxiliary services. NWCCU's E&amp;G calculation excludes expenditures for hospitals.</p>
10	Cash Flow Margin Ratio	<p>Cash flow margin is a cash flow ratio which measures cash from operating activities as a percentage of revenue in a year.</p>
11	Operating Margins, excluding gifts	<p>Earnings before interest, taxes, and the proceeds from endowment earnings and annual gifts.</p>
12	Debt Service Coverage Ratio	<p>Debt-service coverage ratio (DSCR) is a measurement of an institution's available cash flow to pay current debt obligations. It is calculated by dividing the institution's net operating income by its debt service.</p>
13	Liquidity	<p>A liquidity ratio is a type of financial ratio used to determine an institution's ability to pay its short-term debt obligations. A ratio greater than 1 (e.g., 2.0) would imply that an institution is able to satisfy its current bills. In fact, a ratio of 2.0 means that an institution can cover its current liabilities two times over.</p>
14	Viability Ratio	<p>The Viability Ratio measures the expendable net assets available to cover debt. The ratio is calculated by dividing expendable net assets by long-term debt. A ratio between 1.25X and 2.00X indicates there are sufficient resources to cover current obligations.</p>
15	Primary Reserve Ratio	<p>The Primary Reserve Ratio measures financial strength and flexibility and a higher ratio is better. The ratio is calculated by dividing total expendable net assets by total expenditures. Expendable net assets equal total net assets minus permanently restricted net assets minus property, plant and equipment, net, plus long-term debt.</p> <p>It is recommended that the Primary Reserve Ratio be at least 0.40X.</p>
16	Composite Financial Index	<p>The Composite Financial Index (CFI) is an index that measures the relative financial health of the institution and is used widely throughout higher education. The CFI includes four commonly used financial ratios:</p> <ul style="list-style-type: none"> <li>-Primary Reserve Ratio</li> <li>-Viability Ratio</li> <li>-Net Operating Revenue Ratio</li> <li>-Return on Net Assets Ratio</li> </ul> <p>The following is a summary of CFI ranges and a sense, in general terms, of how the CFI score positions an institution:</p> <ul style="list-style-type: none"> <li>-1 to 1 – Assess viability to survive</li> <li>0 to 3 – Reengineer</li> <li>3 to 5 – Direct resources to allow transformation</li> <li>5 to 7 – Focus resources to compete in the future</li> <li>7 to 9 – Opportunities to experiment with new initiatives</li> <li>8 to 10 – Deploy resources to achieve a robust mission</li> </ul>
17	Cash and Investments per Student	<p>Total available cash and investments per student.</p>
18	Affiliated Foundation Cash and Investments	<p>A total of an institution's related or affiliated foundation assets.</p>
19	Graduation Rate (150% of normal time)	<p>(Number of students in the adjusted cohort completing degrees within 150% of the nominal time to degree) / (Number of students in the adjusted cohort). The <i>adjusted cohort</i> allows institutions to remove some students from the cohort for allowable exclusions (see IPEDS for details). NWCCU asks for the 150% graduation rate for the most recent cohort of completers.</p>
20	Graduation Rate (200% of normal time)	<p>(Number of students in the adjusted cohort completing degrees within 200% of the nominal time to degree) / (Number of students in the adjusted cohort). The <i>adjusted cohort</i> allows institutions to remove some students from the cohort for allowable exclusions (see IPEDS for details). NWCCU asks for the 200% graduation rate for the most recent cohort of completers.</p>
21	Retention Rate	<p>A measure of the rate at which students persist in their educational program at an institution, expressed as a percentage. For four-year institutions, this is the percentage of first-time bachelors (or equivalent) degree-seeking undergraduates from the previous fall who are again enrolled in the current fall. For all other institutions this is the percentage of first-time degree/certificate-seeking students from the previous fall who either re-enrolled or successfully completed their program by the current fall. (IPEDS Glossary)</p>
22	Transfer Out Rate	<p>Total number of students who are known to have transferred out of the reporting institution within 150% of normal time to completion divided by the adjusted cohort. (IPEDS Glossary) NWCCU asks for the transfer out rate for the most recent cohort of completers.</p>



April 19, 2022  
Our Ref. 124921

Marilyn McLean, Board Chair  
Thompson Rivers University  
900 McGill Rd  
Kamloops, BC V2C 0C8

Email Address:        [marilyn.mclean2@gmail.com](mailto:marilyn.mclean2@gmail.com)

Dear Marilyn McLean:

I would like to extend my thanks to you and your board members for the dedication, expertise and skills with which you serve the people of British Columbia.

As the Minister responsible for the Ministry of Advanced Education and Skills Training, I'm providing this letter of direction which builds upon Executive Council's expectations, outlined in the [2021/22 Mandate Letter](#) sent June 1, 2021. I expect that these two letters provide public post-secondary institutions with specific direction on the priorities and expectations for the coming fiscal year and will be incorporated into goals, objectives and performance measures in your upcoming Institutional Accountability Plan and Report for the 2021/22 reporting cycle, and until the end of the Government's current term.

I expect the five foundational principles included in your 2021/22 Mandate Letter (putting people first, lasting and meaningful reconciliation, equity and anti-racism, a better future through fighting climate change and a strong sustainable economy that works for everyone) will continue to inform your institution's policies and programs. I also expect your institution will continue to make substantive progress on the following priorities:

- Continue to work with the Ministry to resume full on-campus learning and services for students, faculty and staff, following the direction and guidance of the Provincial Health Officer and the COVID-19 Go-Forward Guidelines for B.C.'s Post-Secondary Sector, and support your academic communities as you respond to COVID-19 impacts and recovery.
- Work with the Ministry and your communities, employers and industry to implement post-secondary education and skills training for British Columbians, particularly those impacted by COVID-19 and vulnerable and underrepresented groups, to participate fully in economic recovery and growing career opportunities.

... /2

- Fully engage with government in implementing mandate commitments to support a future-ready workforce and post-secondary system, increasing access to post-secondary education and skills training and high opportunity jobs for British Columbians. This includes cross-government, community, sector and stakeholder collaboration to support mandate commitments where education, innovation and equity play a role, and that builds upon government's CleanBC strategy and supports a clean economic future.

Government's recently released [Labour Market Outlook](#) highlights that B.C. will need to fill over 1 million job openings over the next ten years, almost 80 percent of which will require some form of post-secondary credential. Additionally, [Stronger B.C.](#), Government's new Economic Plan, identifies that the skills of our people will be the key driver of our economy, for which our post-secondary system is critical for supporting British Columbians and the overall economic vitality of our province.

As a result, I am providing further detail on the areas where we will be seeking your engagement and prioritization in your planning over the coming year. Please reflect the following additional actions in your upcoming Institutional Accountability Plan and Report:

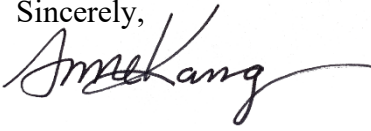
- Demonstrate your commitment to collaborating within your sector on new and priority initiatives, including:
  - Working to align education and skills training to goals of the B.C. Economic Plan; and
  - Supporting the implementation of Skilled Trades Certification
- Contribute to Ministry engagement on upcoming initiatives, including:
  - The *Future Ready: Skills for the Jobs of Tomorrow* plan;
  - The Ministry's sexualized violence policy review;
  - Further tech-relevant seat expansions; and
  - The funding formula review of provincial operating grants

I look forward to holding regular meetings between our executive teams to discuss your institution's progress in implementing the direction and priorities set out in your Mandate Letter. These meetings will be an opportunity to clarify Government expectations and enhance engagement as we collaborate to achieve priority initiatives.

Continuing our best practice to publicly post Crown Agency mandate letters and letters of direction, you are asked to sign this letter upon approval of your board, to acknowledge Government's direction to your institution. The signed letter is to be posted publicly on your institution website.

On behalf of the Province, I would like to recognize the significant efforts post-secondary institutions have made to sustain in-person learning and services, while keeping students, faculty, staff and the broader community safe. I also want to thank you, your board, senior administration, faculty and staff for your continued leadership as we navigate through this challenging time. I look forward to continuing to work with you and your board colleagues as we continue to serve the people of British Columbia.

Sincerely,



Honourable Anne Kang  
Minister

For Board Chair signature:



X \_\_\_\_\_  
Marilyn McLean  
Board Chair

Date Signed: June 17, 2022

pc: Shannon Baskerville, Deputy Minister [Shannon.Baskerville@gov.bc.ca](mailto:Shannon.Baskerville@gov.bc.ca)  
Ministry of Advanced Education and Skills Training

Dr. Brett Fairbairn, President and Vice-Chancellor [btfairbairn@tru.ca](mailto:btfairbairn@tru.ca)  
Thompson Rivers University

Charlene Myers, Manager University Governance [cmyers@tru.ca](mailto:cmyers@tru.ca)  
Thompson Rivers University





Our Ref. 122296  
File No. 66200-01/Budget Letter-2021-22

July 29, 2021

Matt Milovick  
Vice-President Administration and Finance  
Thompson Rivers University  
900 McGill Rd  
Kamloops BC V2C 0C8

Dear Matt Milovick:

I am writing to provide you with information regarding your institution's operating grant and student full-time equivalent (FTE) target for 2021/22, and the associated accountabilities, roles and expectations.

### **2021/22 Operating Grant and FTEs**

Attachment 1 provides details pertaining to your institution's operating grant and student FTE targets for fiscal 2021/22. The Ministry recognizes the challenge of meeting enrolment targets during the COVID-19 pandemic and supports any operational changes that your institution must implement to comply with the directions of the Provincial Health Officer.

Your institution's operating grant allocation and FTE target include previously communicated increases related to the Bachelor of Science in Nursing program expansion.

#### *Developmental Program FTEs, Adult Basic Education (ABE), English Language Learning (ELL) and Adult Special Education (ASE) programs*

Student FTE targets for tuition-free ABE and ELL programs have been revised in consultation with your institution. Funding is in addition to the amounts your institution will continue to allocate from your base operating grant for the delivery of these programs. The Ministry's expectation is that all institutions that provide instruction in these programs will meet or exceed their revised FTE targets. A reminder that ASE programs are no longer included in your institution's Developmental FTE target; however, the Ministry expects delivery of these programs will be maintained or increased. Access to ABE, ELL and ASE programs in the public post-secondary system is essential to British Columbians who want to continue their education and build fulfilling and rewarding careers.

.../2

### Financial Oversight and Accountabilities

*Financial accountabilities of institutions are outlined in legislation (the College and Institute Act, the University Act, the Royal Roads University Act, the Thompson Rivers University Act and the Budget Transparency and Accountability Act [BTAA]), and are grounded in prudent, transparent fiscal management.*

Post-Secondary institutions are responsible for the effective and efficient use of taxpayer investments to ensure a high quality, accessible Post-Secondary education system in British Columbia. Institutions continue to prioritize their mandates in the context of the health, safety and wellbeing of their students, faculty, staff and broader communities. Good financial management helps ensure that fiscal objectives continue to garner the respect and confidence of funding agencies and other stakeholders during these times, through reasonable and appropriate expenditures that support the core mandate of the institution. The following information is provided to guide and inform institutions' financial planning.

### Fiscal Year Forecasts and Financial Reporting

The BTAA sets out that all government reporting entities will provide quarterly financial reports of actual results, including year-to-date actuals and four-year forecasts. These reports are consolidated and publicized by specified dates. To support these timeframes, the Ministry of Finance establishes quarterly reporting dates, and institutions are expected to provide all reports on time.

Forecasts reflect best-available estimates of year-end operating and capital results. As such, the accuracy of forecasting is of primary importance to institutional financial health and sectoral sustainability. Institutions' third-quarter projections for the following fiscal year are used to establish the Budget and Fiscal Plan targets. Financial outcomes are monitored against these figures throughout the following year, and institutional reporting on variances from these projections are essential to informing individual institutional financial strategy and sectoral results.

Material changes to operating results or to capital project schedules and/or provincial cash flows from forecasts should be brought to the Ministry's attention immediately. Where changes may involve an exception to the balanced budget requirement, institutions are expected to adhere to the protocols and timelines outlined in the Deficits section.

### Deficits

Under extraordinary circumstances, institutions may seek an exception to the annual balanced budget requirement and request approval from the Minister of Finance and the Minister of Advanced Education and Skills Training to operate in a deficit position.

For those institutions that have received approval to run a deficit for 2021/22, please note that exceeding the approved deficit amount is subject to approval by the Ministers of Finance and Advanced Education and Skills Training. For all institutions, requests for deficit approval **must** be provided to the Ministry of Advanced Education and Skills Training **by the end of the second quarter** and include an explanation of key deficit drivers, actions taken to mitigate the deficit, a plan to return to a balanced position with the associated timeframe, and an outline of any extraordinary implications for students. Please note that a request to operate in a periodic deficit does not necessarily predicate approval of the same, as this determination is made by the Minister of Finance.

### Tuition Limit

Institutions are expected to comply with Government's tuition limit policy. For 2021/22, the 2% limit on tuition and mandatory fee increases for existing programs and services continues to apply.

Institutions are required to consult with the Ministry and students before implementing any new fees for new services and must submit a written request to the Ministry to review substantially revised non-degree programs for determination as to whether the program is new for the purposes of establishing new tuition and mandatory fee rates. The request must outline:

- the revisions and how they lead to new or changed objectives, goals, learning competencies and outcomes for the program and students, and
- the proposed tuition and mandatory fees.

In completing the review, consideration is given to the comparability of the proposed fees to fees for similar programs. Institutions are encouraged to propose fees that are in line with similar programs or provide a rationale if that is not the case.

Substantially revised degree programs must be submitted to the Degree Quality Assessment Board to determine whether the changes are of sufficient magnitude to be classed as a new degree. If the Board determines the program is not a new degree, the 2% tuition limit policy continues to apply.

### **Executive and Management Compensation**

British Columbia's public sector employers are making compensation decisions based on a common compensation philosophy with shared core principles and benchmarking criteria that ensures greater consistency for excluded and executive employees. This approach refocuses compensation decisions on employee performance and merit rather than an entitlement to a salary increase.

While unionized employees received modest wage increases through negotiated settlements funded under the 2019 Sustainable Service Negotiating Mandate, excluded and executive compensation increases are funded from within existing employer budget allocations. The 2022 mandate for negotiations has not yet been finalized.

Effective August 31, 2020, the Minister of Finance announced a freeze on executive level compensation. Employers currently subject to compensation plans under the *Public Sector Employers Act* were required to amend their plans to indicate there would be no increases or adjustments paid to executive-level employees for the 2020/21 performance year.

### **Board Expenses**

As the institution's oversight body, the Board of Governors plays an integral role in ensuring that the institution operates within its mandate in an effective and efficient manner, and that the taxpayer funds that are invested in the institution are managed appropriately. The Ministry has

developed an [\*Orientation for B.C. Public Post-Secondary Institution Board Members\*](#) to provide guidance to members in this regard.

[Treasury Board Directive](#) 2/20, section 7, provides guidance on business travel and expense reimbursements for appointed board members.

### **Capital and Real Estate**

Direction relating to 2021/22 Routine Capital and Carbon Neutral Capital Programs has been sent under separate cover. Should you have any questions, please contact Alison Prince, Director, Capital Asset Management at [Alison.Prince@gov.bc.ca](mailto:Alison.Prince@gov.bc.ca).

Instructions have also been sent under separate cover regarding the 5-Year Capital Plan submissions for the period 2022/23 to 2026/27. Please direct any questions about these submissions to Alison Prince, Director responsible for colleges and institutes, at [Alison.Prince@gov.bc.ca](mailto:Alison.Prince@gov.bc.ca), or Deborah Gogela, Director responsible for universities, at [Deborah.Gogela@gov.bc.ca](mailto:Deborah.Gogela@gov.bc.ca).

### **Administrative Services Collaborative**

The Administrative Services Collaborative (ASC) initiative is a collaboration between the Ministry, all 25 public post-secondary institutions and BCNET to optimize administrative support services.

ASC has partnered with BCNET to offer a wide range of joint procurement agreements for services and supplies (e.g. facilities, finance, travel, hardware and software). Institutions are encouraged to work with BCNET to take advantage of these opportunities and increase their percentage spend through joint procurement agreements. Institutions are expected to consider the use of joint procurement contracts, unless there are unique circumstances such as existing contractual commitments.

### **Cybersecurity**

BCNET continues to provide a range of cybersecurity services to its member community to improve their cybersecurity posture. They are actively working with the public post-secondary institution members, with the support of funding from the Ministry, to extend the benefit of Security Information and Event Management (SIEM) Solution and Distributed Cybersecurity Incident Response Team initiative.

### **Central Deposit Program**

The Central Deposit Program (CDP) was launched in 2013 as a key initiative to address concerns raised by the Auditor General regarding excess liquidity and idle working capital balances in schools, universities, colleges and hospitals.

Today, the CDP continues to deliver lower deposit risk and competitive, if not superior, deposit rates, while reducing debt costs for taxpayers. The Ministry continues to encourage institutions to participate in the CDP.

Thank you for your cooperation in working with the Ministry and other system partners to provide students with an accessible, affordable, high quality and relevant post-secondary education. If you have any questions, or would like to discuss contents of this letter, please contact Mr. Phil Hancyk, Executive Director, Post-Secondary Finance Branch, at (236) 478-3268 or [Phil.Hancyk@gov.bc.ca](mailto:Phil.Hancyk@gov.bc.ca).

Sincerely,



Kevin Brewster  
Assistant Deputy Minister

Attachment

pc: Shannon Baskerville, Deputy Minister  
Ministry of Advanced Education and Skills Training

Dr. Brett Fairbairn, President & Vice-Chancellor  
Thompson Rivers University

Nicola Lemmer, Assistant Deputy Minister  
Post-Secondary Policy and Programs  
and Division Responsible for Learner Supports  
Ministry of Advanced Education and Skills Training

Tony Loughran, Executive Lead  
Governance, Legislation and Corporate Planning Division  
Ministry of Advanced Education and Skills Training

Phil Hancyk, Executive Director  
Post-Secondary Finance Branch  
Ministry of Advanced Education and Skills Training

Wendy Grondzil, Director  
Post-Secondary Finance Branch  
Ministry of Advanced Education and Skills Training

[AEST.FinancialReporting@gov.bc.ca](mailto:AEST.FinancialReporting@gov.bc.ca)

Attachment 1  
as at December 10, 2021

**Thompson Rivers University**

**2021/22 Operating Grant and Student FTE Targets**

	FTE	Operating Grant
2020/21 Restated	8,136	\$ 75,301,984
<b>2021/22 Adjustments</b>		
Sustainable Services Negotiating Mandate		2,285,000
Health Programs Remove Prior Year One-time	-70	-
Health Programs One-time	132	-
Health Programs Base	10	170,000
Technology Expansion	32	652,500 <sup>1</sup>
ECE Expansion One-time	5	-
<b>2021/22</b>	<b>8,245</b>	<b>\$ 78,409,484</b>
<i>Year over Year Change</i>	<i>109</i>	<i>\$ 3,107,500</i>

**2021/22 Targeted Program FTE Details**

Campus	FUNS Code	CIP Code	Change	Total FTE Target
TRU On-Campus			119	5,673
TRU Open-Learning			-10	2,572
<b>Total Student FTE Target</b>			<b>109</b>	<b>8,245</b>
<b>Targeted Programs</b>				
<b>Health</b>				
RNs, PNs and HCAs				
Bachelor of Science in Nursing	NURS	51.3801	10	254
Bachelor of Science in Nursing (advanced placement one-time)	HLOT	51.3801	-8	-
Graduate Nursing Refresher	NURS	51.3801		90
Licensed Practical Nurse	NLPN	51.3901		16
Health Care Assistant	NHCA	51.3902		102
Health Care Assistant (one-time)	HLOT	51.3902	-22	-
Allied Health				
Medical Laboratory Assistant	HLTH	51.0802		37
Anesthesia Technology	HLTH	51.0809		8
Anesthesia Assistant Diploma Cohort - hybrid (one-time)	HLOT	51.0809	2	2
Anesthesia Assistant Diploma (one-time)	HLOT	51.0809	-12	8
Respiratory Therapy	HLTH	51.0908		199
Respiratory Therapy (one-time)	HLOT	51.0908	-	20
Allied Health General	HLTH	51.0000		58
Economic Recovery Plan (one-time)				
Health Care Assistant Partnership Pathway	HLOT	51.9302	102	102
<b>Total Health</b>			<b>72</b>	<b>896</b>
<b>Developmental</b>				
Developmental	DEV	Multiple	-32	250
<b>Total Developmental</b>			<b>-32</b>	<b>250</b>
<b>Early Childhood Education Program Expansion*</b>				
Infant/Toddler Educator – Post Diploma Certificate	AVED	1907	5	5
<b>Total Early Childhood Education Program Expansion</b>			<b>5</b>	<b>5</b>
<b>Technology-Related Program Expansion*</b>				
Software Engineering	AVED	1401	32	99
<b>Total Technology-Related Program Expansion</b>			<b>32</b>	<b>99</b>
AVED all other programs	AVED	Multiple	32	6,995
<b>Total FTE Targets</b>			<b>109</b>	<b>8,245</b>

1: Total targeted funding for the technology programming expansion in 2021/22 is \$1,812,500, including \$377,000 in start-up funding.

\*Where applicable AEST will be monitoring enrolment growth over previous activity supported through base funding.

**2021/22 One-time Funding (not included in Operating Grant payments)**

Our Ref: 121169 ABE/ELL Tuition Compensation Allocation (previously paid)	\$	685,431
---	----	---------