


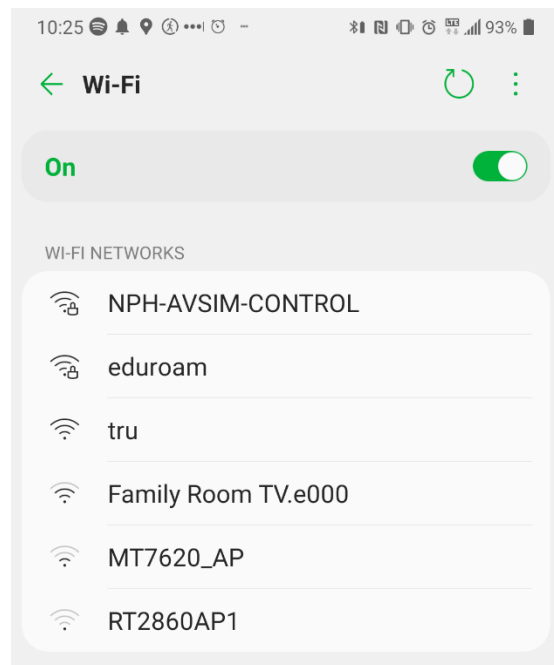
Connecting to Eduroam – Android

1. Before you can connect to Eduroam you will need to download the certificate installer from the Eduroam website.

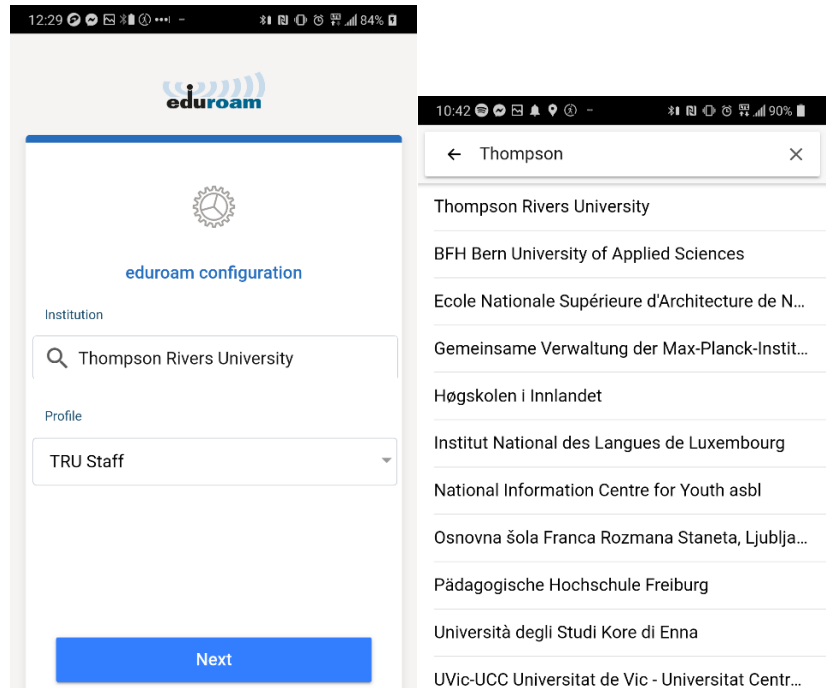
If you are not already connected to the internet, connect to the TRU network.

After clicking connect a sign in page will appear and you can sign in using your TRU username and password.

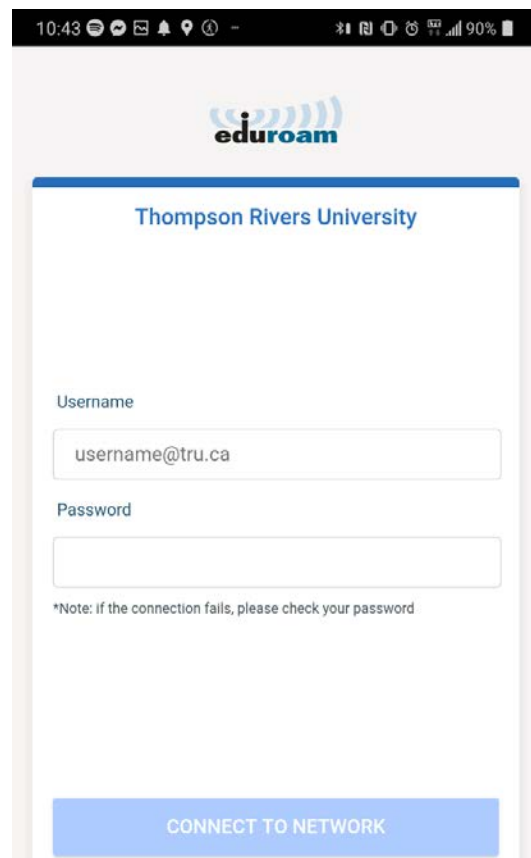
2. After you have connected to the internet go to the play store and download the GetEduroam app.



3. Open the app after it finishes installing and search for Thompson Rivers University. Select TRU from the list of institutions and be sure to choose "TRU Staff" as your profile, press next.



4. Enter your TRU email and password and press "Connect to Network".



5. You will get the screen to the right and you are now connected to Eduroam.

If you have any trouble connecting to the Eduroam network, please contact the IT Service Desk either by phone at 250-852-6800 or by email at ITServiceDesk@tru.ca.

