



Institutional Report

Total Response Count

15,411

Survey Responses by Campus

Campus	Count	Percent
Kamloops	14,921	97%
Regional Centres	43	0%
Williams Lake	447	3%

Survey Responses by Division

Division	Count	Percent
Faculty of Adventure, Culinary Arts and Tourism	661	4%
Faculty of Arts	3,663	24%
Faculty of Education and Social Work	1,866	12%
Faculty of Law	839	5%
Faculty of Science	3,719	24%
Faculty of Student Development	98	1%
School of Business and Economics	2,930	19%
School of Nursing	1,131	7%
School of Trades and Technology	504	3%

Survey Responses by Department

Department	Count	Percent
Accounting & Finance	794	5%
Adventure Studies	191	1%
Agricultural Related	227	1%
Allied Health	491	3%
Arch, Digi Art, Electron & Eng	234	2%
Biological Sciences	843	5%
Computing Science	490	3%
Construction Trades	317	2%
Cooperative & Career Education	58	0%
Counselling	40	0%
Culinary Arts & Retail Meat	53	0%
EC, Elementary & Physical Ed	459	3%
Economics	572	4%
English & Modern Languages	879	6%
English as Second or Add Lang	561	4%
Geography & Environmental Studies	258	2%
Graduate - SoBE	205	1%
Health Care Assistant	344	2%
Human Enterprise & Innovation	639	4%

Journalism, Comm & New Media	546	4%
Law	839	5%
Management, Information & Supply Chain	251	2%
Marketing & International Business	469	3%
Mathematics and Statistics	536	3%
Mechanical and Welding Trades	187	1%
Natural Resource Sciences	256	2%
Nursing	787	5%
Philosophy, History & Politics	572	4%
Physical Sciences	626	4%
Psychology	634	4%
Social Work and Human Service	407	3%
Sociology and Anthropology	446	3%
Tourism Management	417	3%
Undeclared	33	0%
University & Employment Prep	439	3%
Visual and Performing Arts	311	2%

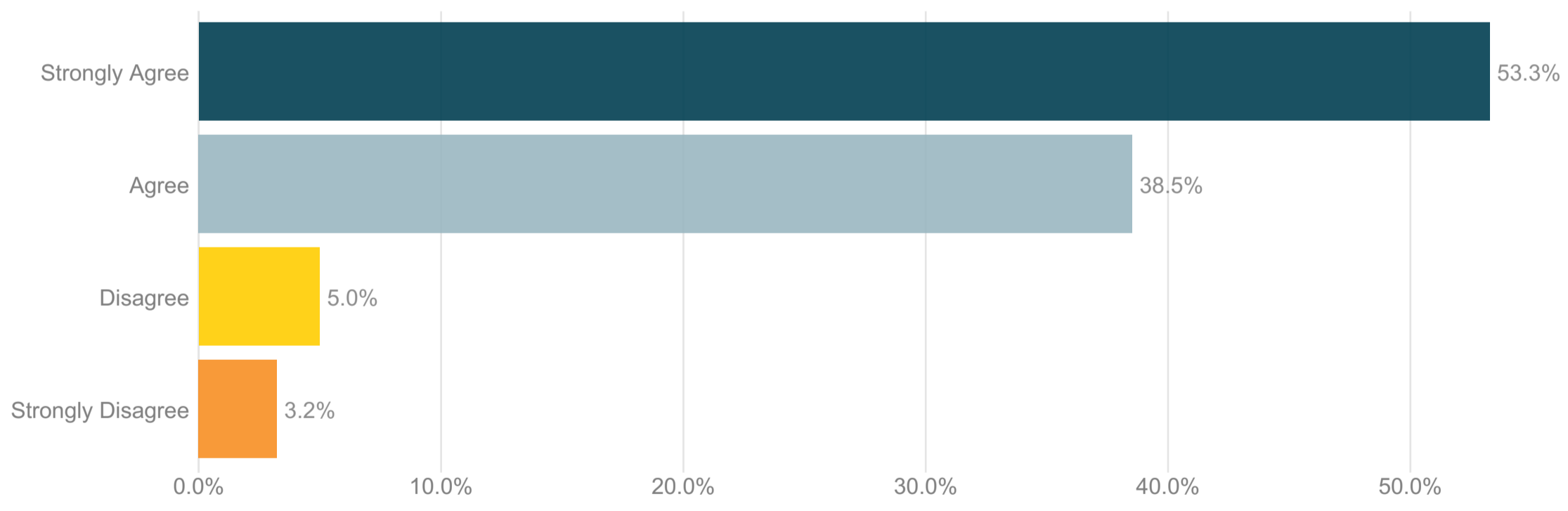
Survey Responses by Course Level

Course Level	Count	Percent
1000	5,590	36%
2000	3,499	23%
3000	3,592	23%
4000	1,392	9%
5000	223	1%
6000	138	1%
Preparatory	977	6%

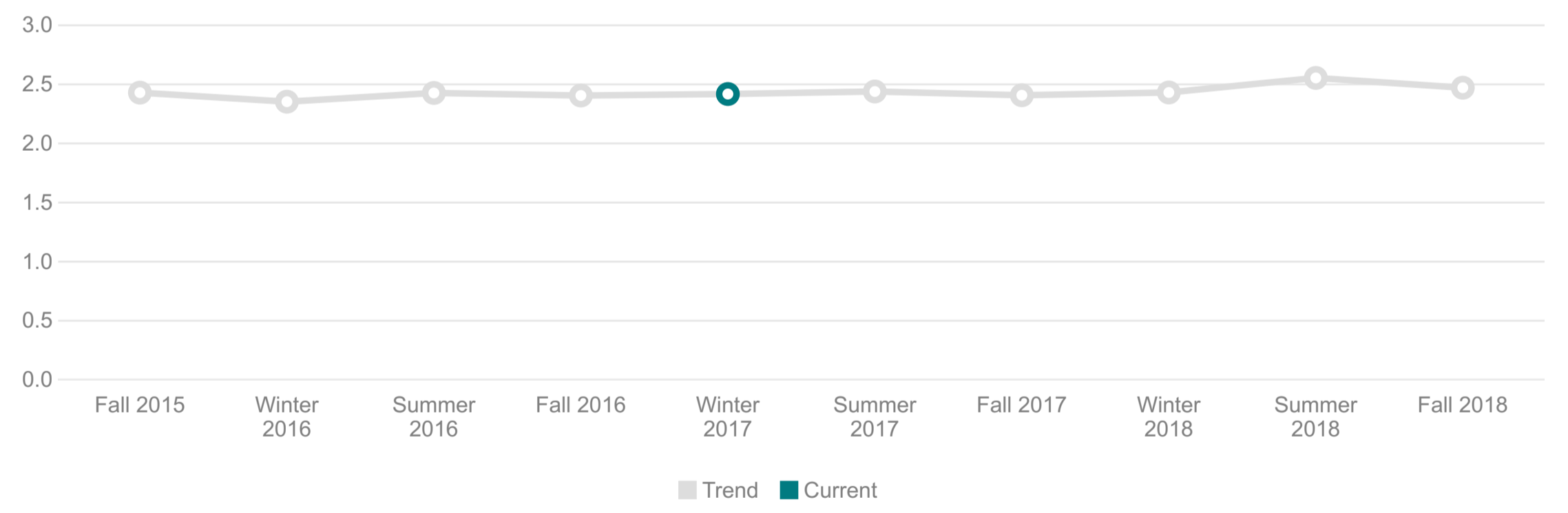
Part A. Senate Questions

Administered to all courses.
 0 = Strongly Disagree, 1 = Disagree, 2 = Agree, 3 = Strongly Agree

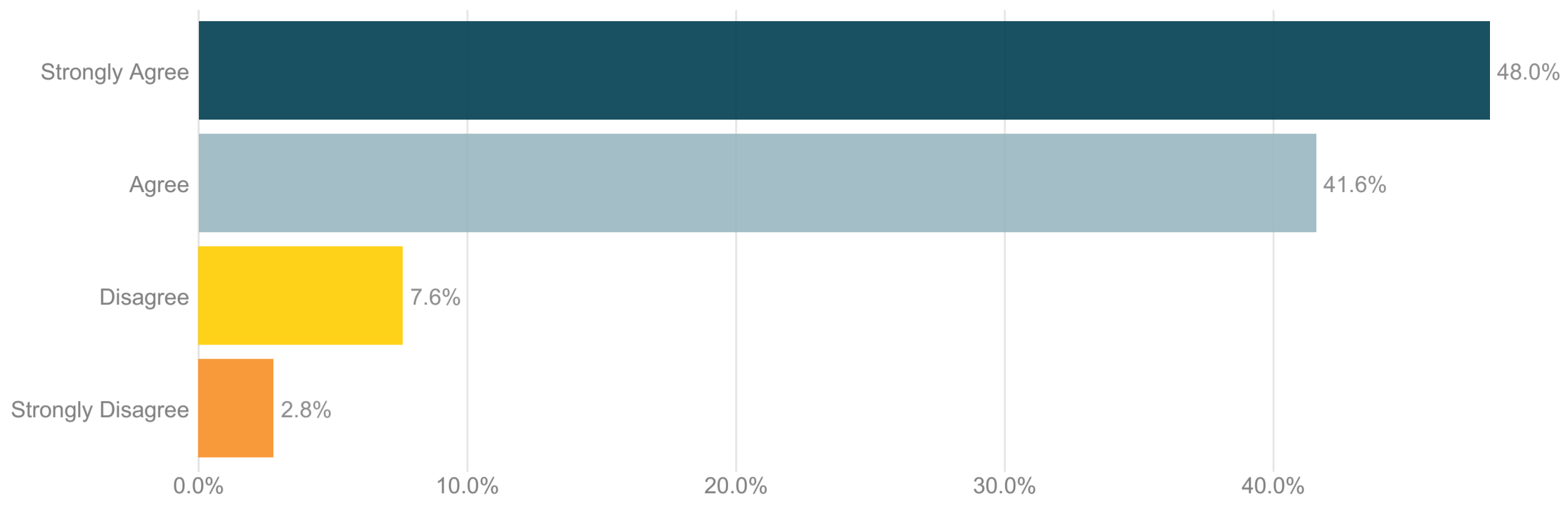
A1. The course was a valuable learning experience for me. 14705 Responses



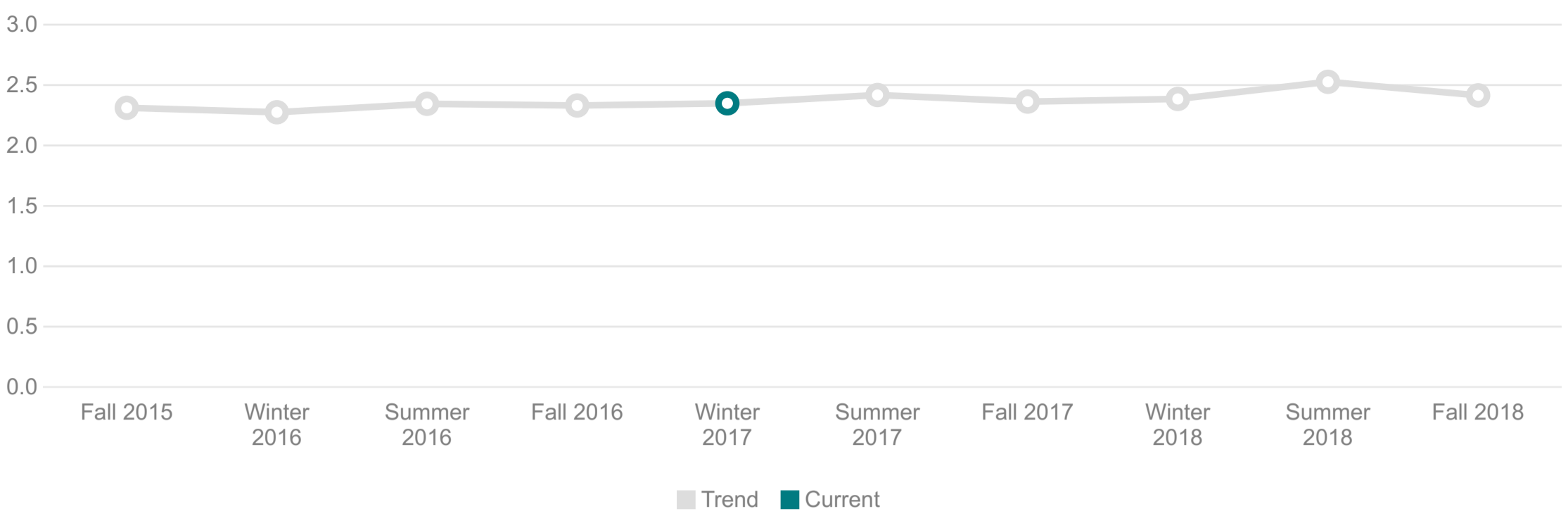
A1. Overall Score by Course Term



A2. The course challenged me to do my best work. **14686** Responses

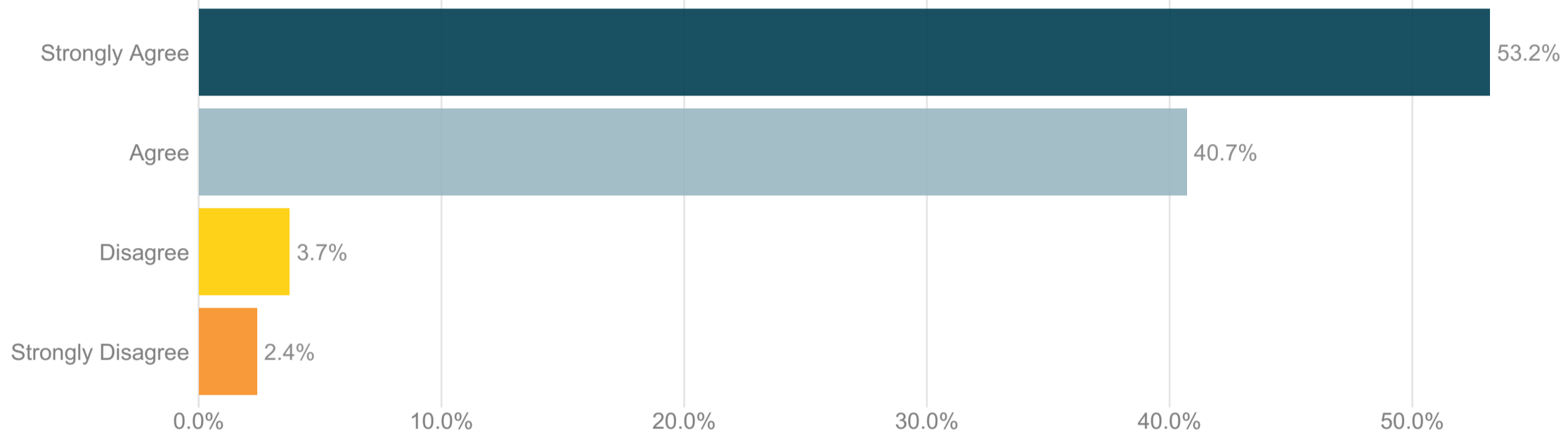


A2. Overall Score by Course Term

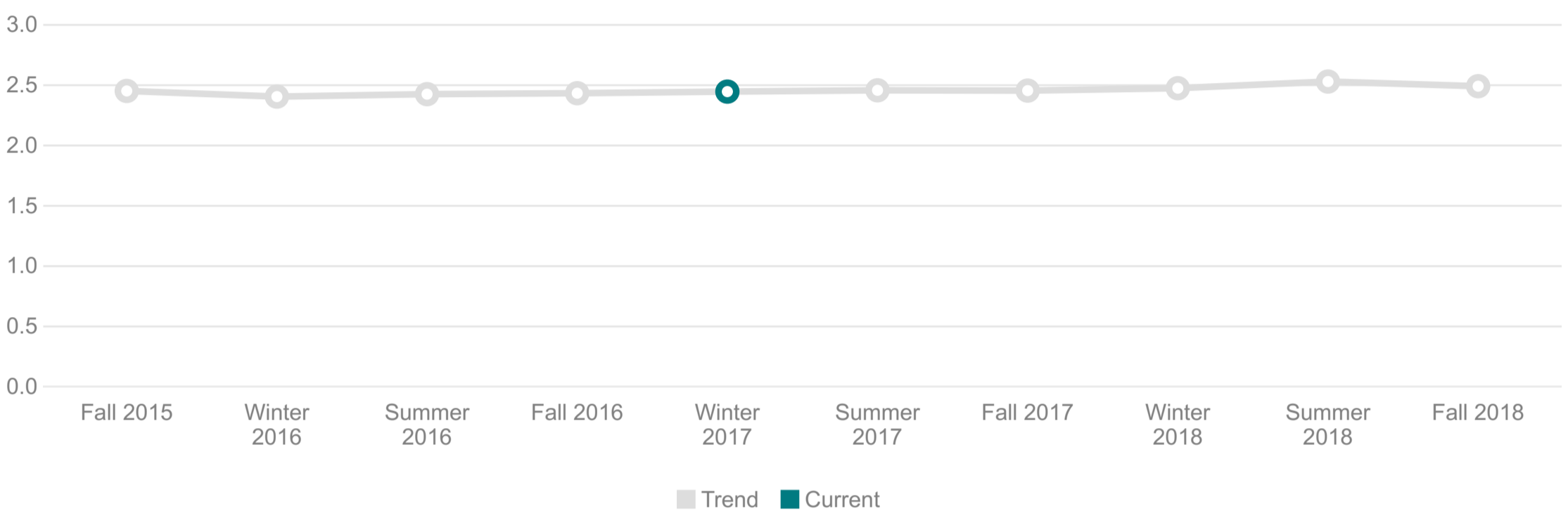


A3. I think the course content reflected the learning outcomes, as stated in the course outline.

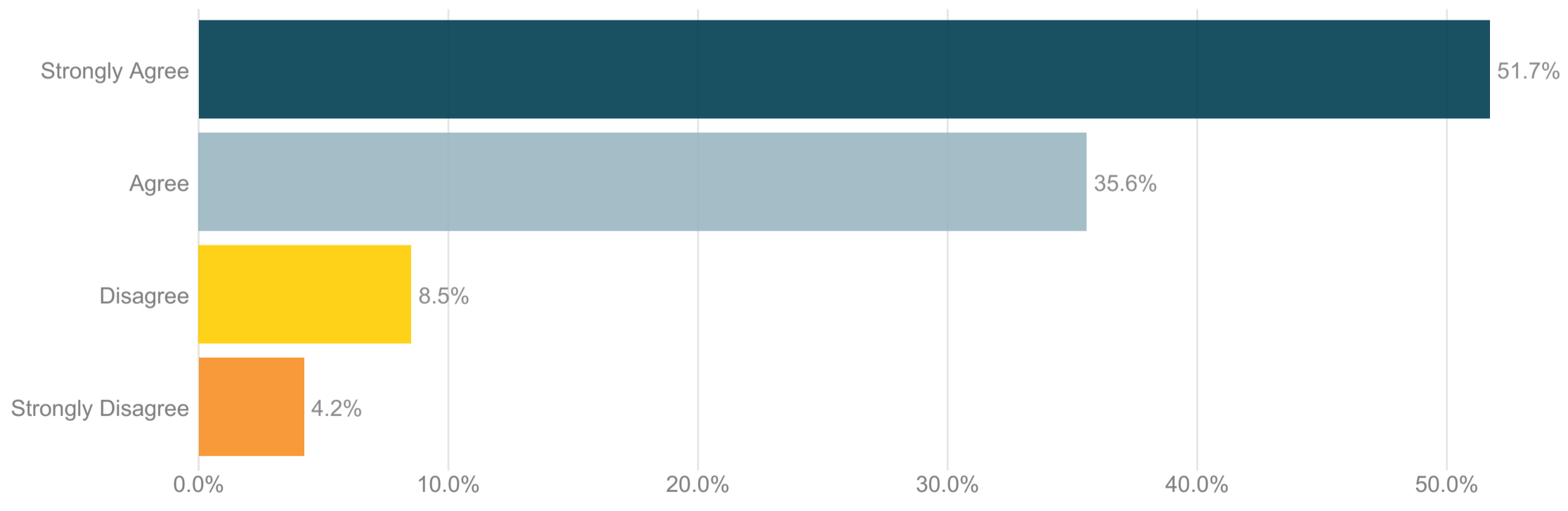
14676 Responses



A3. Overall Score by Course Term



A4. The course experience increased my appreciation for the subject matter. **14684** Responses



A4. Overall Score by Course Term

